



# EGYPT'S 2021 VOLUNTARY NATIONAL REVIEW



**Copyright @ 2021**

The Ministry of Planning and Economic Development  
9 St. Salah Salem Street, Nasr City, Cairo, Egypt

[www.mped.gov.eg](http://www.mped.gov.eg)

All rights reserved. No part of this publication may be reproduced, stored in a retrieval system or transmitted, in any form or by means, electronic, mechanical, photocopying, recording or otherwise, without prior permission.

This VNR was made possible with the help of the United Nations Development Programme.





# CONTENTS

---

01

Page 08

---

## Opening Statement

02

Page 10

---

## Policy Enabling Environment

- 2.1 Governing framework: Updated Egypt's Vision 2030
- 2.2 Localization of Sustainable Development
- 2.3 Evidence Based Policy

03

Page 16

---

## Review Methodology

04

Page 19

---

## Towards a More Resilient Economy: Egypt's Economic Reform

- 4.1 Results of the First Phase of the Reform Program
- 4.2 Second Phase: Structural Reforms

05

Page 23

---

## Progress on Goals & Targets

- SDG 1: No Poverty
- SDG 2: Zero Hunger
- SDG 3: Good Health and Well-being
- SDG 4: Quality Education
- SDG 5: Gender Equality
- SDG 6: Clean Water and Sanitation
- SDG 7: Affordable and Clean Energy
- SDG 8: Decent Work and Economic Growth
- SDG 9: Industry, Innovation and Infrastructure
- SDG 10: Reduced Inequalities
- SDG 11: Sustainable Cities and Communities
- SDG 12: Responsible Consumption and Production
- SDG 13: Climate Action
- SDG 14: Life Below Water
- SDG 15: Life on Land
- SDG 16: Peace, Justice and Strong Institutions
- SDG 17: Partnerships For the Goals

06

Page 79

---

## A Decade of Development Ahead: Challenges & Way Forward

Page 85

---

## Acknowledgements & Annexes

# ACRONYMS

AfCFTA	African Continental Free Trade Area
AFD	French Development Agency
AU	African Union
CAPMAS	Central Agency for Public Mobilization and Statistics
CBE	Central Bank of Egypt
CDWS	Chamber of Diving and Watersports
CEDARE	Centre for Environment and Development for the Arab Region and Europe
CO2	Carbon Dioxide
COP	Conference of Parties
DAESN	Development Association for Empowering Special Needs
EBI	Egyptian Banking Institute
EEZs	Exclusive Economic Zone
EGP	Egyptian Pound
EIU	Economist Intelligence Unit
FDI	Foreign Direct Investment
FGM	Female Genital Mutilation
FY	Fiscal Year
GCDL	Global Change Data Lab
GCI	Global Competitiveness Index
GDP	Gross Domestic Product
GERD	Grand Ethiopian Renaissance Dam
GHG	Greenhouse Gas
GII	Gender Inequality Index
GIZ	German Agency for Development
GoE	Government of Egypt
IFC	International Finance Corporation
IFPRI	International Food Policy Research Institute
IMF	International Monetary Fund
IT/DT	Information technology and Digital transformation
IUCN	International Union for Conservation of Nature
LMICs	Lower Middle Income Countries
MCIT	Ministry of Communications and Information Technology
MENA	Middle East and North Africa
MMBTU	Metric Million British Thermal Unit
MOERE	Ministry of Electricity and Renewable Energy
MOETE	Ministry of Education & Technical Education
MOF	Ministry of Finance
MOHP	Ministry of Health and Population
MOIC	Ministry of International Cooperation



MOSIT	Ministry of Supply and Internal Trade
MOSS	Ministry of Social Solidarity
MOWRI	Ministry of Water Resources and Irrigation
MPED	Ministry of Planning and Economic Development
MSMEDA	Micro, Small, and Medium Enterprises Development Agency
MSMEs	Micro, Small, and Medium Enterprises
MW	Mega Watt
M&E	Monitoring and Evaluation
NC4Egypt	Egyptian Fourth National Communication to the UNFCCC
NCEAS	National Center for Ecological Analysis and Synthesis
NCSD	National Center for Spatial Data Infrastructure
NCW	National Council for Women
NGOs	Non-Governmental Organisations
NIGSD	National Institute for Governance and Sustainable Development
NMR	Neonatal Mortality Rate
NREA	New and Renewable Energy Authority
NSRP	National Structural Reforms Program
NWRP	National Water Resources Plan
ODA	Official Development Assistance
OECD	Organisation for Economic Co-operation and Development
OHI	Ocean Health Index
PM2.5	Particulate Matter less than 2.5 micrometres
PPP	Purchasing Power Parity
PWD	Persons with Disabilities
SDGs	Sustainable Development Goals
SDS	Sustainable Development Strategy: Egypt Vision 2030
SMEs	Small and Medium Enterprises
U5MR	Under-5 Mortality Rate
UN Habitat	United Nations Human Settlement Programme
UNDP	United Nations Development Programme
UNEP	United Nations Environment Program
UNFCCC	United Nations Framework Convention on Climate Change
UNICEF	United Nations Children's Fund
USD	United States Dollar
VAT	Value Added Tax
WEF	World Economic Forum
WFP	World Food Programme
WGI	Worldwide Governance Indicators
WHO	World Health Organization





# 1. Opening Statement

After the successful launch of Egypt's Voluntary National Review (VNR) 2018 and the praise that Egypt received during the High Level Political Forum from all the stakeholders and the international community, H.E. the President Abdel-Fatah El-Sisi directed to continue focusing on monitoring the implementation of the 2030 Agenda and for Egypt to present its third VNR in 2021. The team in the Ministry of Planning and Economic Development (MPED) responsible for the preparation of the VNR was worried due to the relatively short period of time between 2018 and 2021 which could give rise to difficulties in reporting on significant developments materializing during this period. Time, however, had another tale to tell, as these three years ended up witnessing drastic changes on both a global and a domestic level.

On the global level, the outbreak of the COVID-19 pandemic in 2019 has been phenomenal, and its span of impact geographically and sectorally was unprecedented. The pandemic served to remind us that the world is interconnected and has more commonalities than differences. In times of crisis, especially global ones, international collaboration is a necessity not a luxury. Overcoming this crisis was proven to be a function of the level of collaboration among all countries and with the international community. The pandemic taught us in a practical manner that sustainable development should be the ultimate objective and that trading off one dimension at the expense of another could jeopardize development and put people and the planet at risk.

On the domestic level, COVID-19 has been a game changer without a doubt. While it is true that the pandemic has impeded Egypt's fast-track developmental path, it has also proven that Egypt is on the right trajectory. National priorities such as universal health insurance, localization

of development, sectoral structural reform, reliance on evidence-based policy, and effective role of the state have been key elements in weathering the crisis and ensuring a fast recovery. Despite the challenges imposed by the pandemic, opportunities also emerged: to focus more on human capital (health and education), to implement bold sectoral reform, to be more globally competitive, and to be better integrated in global supply chains.

Given this plenitude of significant changes, it was a difficult task to compile this report and an even harder one to make it concise. Indeed, there are many issues worth mentioning or elaborating on that did not get their fair portion in this report for the sake of brevity. Notwithstanding, the series of workshops carried out with development stakeholders including government entities, the private sector, the civil society, and international development partners were instrumental in shaping the report to reflect the enormous efforts by all parties toward the effective implementation of the 2030 Agenda. Continuing the tradition set in Egypt's VNR 2018, this report does not only objectively document achievements but also depicts challenges in Egypt's path toward sustainable and inclusive development concluding with a brief on the way forward to horizon 2030.





# 2. Policy Enabling Environment

## 2.1 GOVERNING FRAMEWORK: UPDATED EGYPT'S VISION 2030

Out of the government's commitment to ensure a quality life for the Egyptian people, Egypt launched its first-ever **Sustainable Development Strategy: Egypt Vision 2030 (SDS)** in February 2016, believing that sustainable development is the guarantee for growth, development, and prosperity for future generations. The SDS is aligned with the 17 SDGs, as well as the African Agenda 2063, and acts as the governing framework for all development programs and projects that will be implemented until 2030. It was also formulated following a participatory approach involving all stakeholders including the government, the private sector, the civil society, and academia.

The launch of the strategy was followed by the establishment of the "National Committee for Monitoring the Implementation of the Sustainable Development Goals" which falls under the remit of the Prime Minister's office and is composed of representatives of 17 ministries and state entities. The prime mandate of the committee is to work collaboratively to ensure that Egypt is moving in the right direction towards achieving the 2030 Agenda. The committee also ensures the alignment of the SDS with the SDGs, whereby the national strategy is considered as the national representation of the SDGs. To implement the SDS, a number of ministries and entities have developed their own medium and long-term strategies such as:

- The National Project for Family Development (2021-2023) – a collaboration between a number of ministries and governmental entities\*,
- The National Strategy of Artificial Intelligence – by the Ministry of Communications and Information Technology,

- The National Strategy for Medium, Small and Micro Enterprises and Entrepreneurship – by the Micro, Small and Medium Enterprise Development Agency (MSMEDA),
- The Sustainable Development Strategy for Tourism – by the Ministry of Tourism and Antiquities.

Believing that strategies are living documents that ought to adapt to changes in national and international circumstances, Egypt embarked on a process of **updating the SDS in 2018**. The driving forces behind this update process are (1) ensuring a better and more rigorous alignment of the national goals with the SDGs, as well as (2) emphasizing complementarity of the three pillars of sustainable development across sectors. (3) The Economic Reform Program initiated by the Government of Egypt (GoE) in 2016 was also an important factor for the update process, to ensure reflecting the changes resulting from these reforms in the SDS. Furthermore, (4) the update comes to address critical challenges facing the nation, among which are water scarcity and high population growth.

As with the first version, the update process has been developed through a participatory approach with consultations involving all relevant stakeholders (public sector, parliamentarians, private sector, civil society, international organizations, youth, women, media, etc.). Initial consultations were conducted by MPED to incorporate the input of various stakeholders, and further ones were planned to be held in June 2020. However, two main changes merited a second review of the SDS update. The first was the **COVID-19 pandemic** and its negative repercussions for the national and global community, especially its socio-economic implications, and the challenges it imposed on the economy. The second was the **significant global and regional geopolitical changes** requiring fast and proactive government response that was reflected in the sectoral strategies.

The updated version of Egypt's Vision 2030 unfolds in **four Guiding Principles** putting the citizen at the core and center of development, while guaranteeing equity and accessibility for all, coupled with an approach of resilience and adaptation, all within a mindset of sustainability. These principles are considered the overarching umbrella that guides the implementation of the **six National Strategic Goals** which aim to improve Egyptians' quality of life and raise their living standards while achieving social justice and equality, as well as

reaching a competitive and diversified knowledge economy within an integrated and sustainable environmental system; goals which would not be achieved without well-developed infrastructure and enhanced governance and partnerships. Finally, to galvanize the implementation of these goals, the strategy identifies a group of **seven Enablers**; data availability, financing, digital transformation, technology and innovation, legislative environment, supportive cultural values, and population growth management.

## THE NATIONAL INSTITUTE FOR GOVERNANCE AND SUSTAINABLE DEVELOPMENT (NIGSD)

In 2020, the NIGSD was established under the auspices of the MPED. Egypt's Vision 2030 puts human development at the core of its priorities, believing that human capital is an immense asset that needs to be capitalized on. The NIGSD plays an active role in reinforcing this direction. The institute targets training the public sector workers on topics related to governance and sustainable development, which is why training partnerships were established with the most prestigious regional and international institutes, focusing on a variety of topics ranging from soft and interpersonal skills to sustainable development knowledge and governance principles. Additionally, the NIGSD has a role in developing regulations pertaining to the interactions with the state institutions and its various agencies as well as ensuring coordination between the relevant stakeholders.

## 2.2 LOCALIZATION OF SUSTAINABLE DEVELOPMENT

The update of the country's SDS comes among a multitude of measures and actions that the country is taking to accelerate the achievement of sustainable development. One limitation of the Millennium Development Goals was that it lacked focus on certain essential cross-cutting principles. It was possible to achieve a certain goal on the national level while many disparities were overlooked, which is why the concept of "leaving no one behind" is an integral principle of the 2030 Agenda. Egypt is well aware of this dimension and accorded significant attention to the localization of the SDGs on the governorate level to address geographic disparities, being one of the many forms of inequality that should be reduced.

The localization of SDGs refers to the process of monitoring, reviewing, and evaluating of the efforts to implement the SDGs at the local level, whilst ensuring that the key principles of "inclusive growth" and "leaving no one and no place behind" are implemented.

Egypt is a large, populous country with high regional diversity in terms of natural endowments, labor force characteristics, norms and culture, quality of institutions, comparative advantages and, undoubtedly, developmental gaps. Although some efforts were exerted over the past years to develop the under-developed areas, they were often sporadic and ineffective. Consequently, significant

developmental differences still persist between regions/governorates. Surprisingly, even the governorates which are lagging behind are not similar in terms of developmental gaps. This calls for rather custom-made strategies and plans to bridge these gaps.

Given these stylized facts, the GoE has started to depend more extensively on localization as a founding pillar for its developmental efforts, which is evident through the following:

### A. Governorate-Level Competitiveness Index:

From 2011 and for four years, Egypt's rank in the competitiveness index deteriorated due to political and economic instability. With the complete waning down of political instability and the successful implementation of the National Structural Reforms Program in 2016 (please see [section 4.1](#) for more details), Egypt's rank has shown good improvement. However, this level and speed of improvement is not satisfactory given Egypt's ambitious aspirations. Thinking innovatively and guided by the bottom-up approach, the idea of constructing a governorate level competitiveness index for Egypt was born, complementing the localization reports. This idea was chaperoned by three institutions: the Egyptian National Competitiveness Council (an NGO), the Ministry of Planning and Economic Development, and the Information Decision Support Center.

It is expected that this index would be instrumental in improving Egypt's rank in the Global Competitiveness

Index through increasing productivity on the local level and expanding the efficacy of local institutions, leading to a more conducive environment for local investment. This, is expected to serve the purpose of reaching inclusive growth and implementing SDGs, leaving no one behind, through:

- Monitoring the implementation of the SDGs and Egypt Vision 2030 at the governorates' level.
- Identifying and addressing development gaps among the various governorates.
- Motivating the governorates to improve their competitive performance by:
  - a. Creating a positive environment to boost the competitiveness of different governorates.
  - b. Directing additional resources to marginalized governorates and most vulnerable groups.

### **B. Governorate-Level SDGs Localization Reports:**

For the first time in Egypt and the region, the Ministry of Planning and Economic Development, in partnership with the United Nations Population Fund (UNFPA), launched 27 reports for localization of SDGs in different governorates. These reports are intended to be updated annually to document the progress of each governorate in its efforts towards achieving the SDGs.

The objectives of these reports are as follows:

1. To provide an overview of the status of implementing SDGs at the governorate level through measuring and updating the values of 32 indicators for 11 SDGs based on data availability.
2. To use this data strategically to highlight the SDGs and relevant indicators that need more attention, and to design and implement appropriate interventions (programs, policies, and measures) to improve the performance of the local governments and accelerate the implementation of the SDGs.
3. To compare and rank the performance of each governorate towards implementing SDGs.

These reports will not only give an objective assessment of the stance of SDGs in the 27 governorates, , but also will equally support in identifying the unique and specific developmental gaps in each governorate. Local authorities in each governorate would then design their plans directing resources to effectively deal with these gaps. By monitoring and evaluating indicators over time, it would be easy to objectively assess the performance of local authorities in their developmental efforts and thereby improving accountability and enhancing governance.

The preparation of these reports has already clearly demonstrated key challenges including data availability and quality, as well as awareness of sustainable development and SDGs at the local level. To address these challenges, the GoE is directing its efforts towards raising awareness in different governorates through creating teams responsible for monitoring and evaluating SDGs in different ministries and governorates. This is in addition to designing tailored training programs to develop capacities at the local level, especially pertaining to data collection and processing. Furthermore, the GoE launched the initiative of “**Be an Ambassador for Sustainable Development**” which encompasses training 1000 young people, as a first phase, on topics related to sustainable development, and supports them in advocating for the implementation of the SDGs within their local communities.

### **C. Governorate-level Investment Allocation Formula (GIAF):**

Localization of SDGs and Egypt Vision 2030 is further promoted through the adoption of GIAF, a formula-based process for allocating local investment funds among the 27 governorates that was introduced in 2018. This process is being administrated by an inter-ministerial committee chaired by MPED\*.

Allocating funds in a fair and objective manner by following a set of pre-announced criteria is part of the government's efforts to improve the efficiency of public investment management, to enhance equality and fairness among governorates as well as to promote the concept of decentralization at the governorate level. Besides its obvious effect of promoting transparency of public investment allocation, the formula enables governorates to foresee their share of investment each year, hence they are better able to strategically plan their projects.

The formula is based on five factors that have been selected to reflect the state of development of each governorate and capture any development gaps; (1) a smoothing factor represented by the past three years average of investment allocated to the governorate\*\*, (2) a factor presenting the population in each governorate proxied by the share of the governorate in total population; modeled to make it the formula concave with respect to population share, (3) a factor representing the incident of poverty in the governorate proxied by the share of poor people in the governorate as a share of total poor in Egypt, (4) and lastly a factor capturing whether the governorate is a frontier one.

As a result of the implementation of the formula, the **allocation of local investment per capita between governorates has exhibited a convergence trend** denoting a more equitable distribution of investment, and in the 2021/2022 investment plan, the formula was extended to determine funds allocated to local districts.

\* The formulation of the committee includes representatives from MPED, Ministry of Local Development, Ministry of Finance, National Investment Bank and 3 experts in local finance & development.

\*\* This factor will vanish over time once the new formula-based allocation system is well stipulated.

#### D. Decent Life “Hayah Karima” Initiative:

The “Haya Karima” (Decent Life) initiative is a demonstration of the political commitment toward the guiding principle of Agenda 2030 that is “Leaving No One Behind” and a manifestation of localized development. The initiative, launched by H.E. President Abdel-Fatah El-Sisi in 2019, aims at improving the quality of life in the poorest villages, especially in Upper Egypt, as well as the marginalized rural areas. Achieving this purpose necessitated filling developmental gaps in the governorates, and enhancing their long-term strategic planning, through adopting evidence-based policies, in an integrated and comprehensive approach to address the various dimensions of sustainable development.

The initiative has been carried out on multiple phases with a total cost of USD 32 billion. It aims at enhancing the quality of life in around 5000 of the poorest villages in Egypt (representing around 50% of the population) within three years, through revamping infrastructure, improving access to basic services, promoting education and health care services, offering decent employment, and empowering women.

The initiative is an affirmation of the state’s willingness to adopt the participatory approach where citizens are engaged in the needs identification phase. Concurrently, all the government institutions, private sector, and civil society are heavily engaged in the implementation and monitoring of the initiative’s activities to unify their efforts and ensure complementarity.

### TRANSFORMING FROM CITIZEN’S PLAN TO CITIZEN’S MONITORING

The Ministry of Planning and Economic Development launched the “Citizen’s Plan” for two consecutive years (2019/2020 and 2020/2021) that aims to enhance community participation, transparency, and accountability and ensure the citizen’s right to be aware of Egypt’s annual sustainable development plan.

The Citizen’s Plan is developed on evidence-based planning database and performance indicators of all the development fields in the 27 governorates to bridge development gaps amongst them.

The Plan is published on the ministry’s website, including detailed information on the investments allocated by the government for each governorate and their distribution among different sectors. It also highlights the most prominent features of the plan at the national level and the essential economic indicators for each governorate. The Citizen’s Plan empowers the Egyptian people to monitor the implemented projects per governorate, city, and village to integrate the individuals in the planning and follow-up phases.

The MPED also launched the “Sharek 2030” mobile application, where the projects’ plans are published to integrate the citizens in designing the plan and monitoring the implementation process of the indicators of projects.

## 2.3 EVIDENCE BASED POLICY

The appropriateness of government policies rests on their ability to effectively deal with the challenges and the problems at hand. Policies have a better chance to be effective when they are based on evidence and robust quantitative analysis. In alignment with the updated SDS and the various localization efforts, there has recently been a pronounced focus on using evidence-based research to guide policymaking. A prerequisite of evidence-based policy is the provision of **timely, easy-accessible, and accurate data**. Indeed, significant efforts and resources are invested in improving data accessibility and enhance the quality of the data. A notable example of these efforts was the launch of the first [online data extraction system for national accounts](#)

in Egypt. Given the importance of national account data with its different components and the need for a long time series for national account variables, the MPED was keen to launch this portal to provide this important data to all stakeholders.

There is no doubt that the government needs technical support from development partners to pursue and push for designing and implementing evidence-based policy. Consequently, the GoE always encourages and supports the quantitative research that has well-articulated policy implications. Poverty rate which had been on the rise even during episodes on high growth has declined for the first time in 20 years in 2020 to 29.7% down from 32.5% in 2018 (further details can be found in [SDG1](#)). The decline in poverty was aided by focusing on the main determinants of poverty in Egypt that was revealed by a quantitative research in collaboration with UNICEF published in 2019.

## DETERMINANTS OF POVERTY IN EGYPT

It was imperative for GoE to understand the complex nature of poverty and its determinants in order to design policies to put an end to break the cycle of lingering poverty in Egypt. Toward this end, the MPED has collaborated with UNICEF and using data from the Household Income and Expenditure Survey (HIECS) and following a synthetic panel methodology based on Dang, et al., (2011) to understand how people move in and out of poverty and into vulnerability and the reason that lead to these movements.

Results have shown that there exit positive factors increasing chances of **not falling into poverty / exiting poverty** which are:



Female-headed households are less likely to move downward compared to male-headed ones.



Rural Areas: Households in rural areas are more likely to escape poverty than those in urban regions during the last two years.



Formal employment and small businesses protect individuals from sliding into poverty.



Social protection (Takaful & Karama): A household with at least one T&K beneficiary is less likely to fall from the vulnerable to a poor status.



Having a job in general reduces the probability of a family falling into poverty: The increase of one per cent of income earners within the family decreases the probability of falling back into poverty.

Also results have shown that there are important negative factors that increase chances of **falling into poverty** which are:

Young dependency: The percentage of children below 18 years old present in the household, is associated with a higher probability of falling into a worse poverty status.

Informality: An informal waged worker head increases the likelihood of falling from non-poor to poor status.

Health insurance: The increase in the percentage of the household members with no health insurance is associated with a significant increase of the probability of falling to poor status.

When the COVID-19 pandemic hit Egypt and the world, it was imperative to assess and understand the situation and determin how and to what extend the crisis is affecting economic sectors, different income groups, the external sector, and the government sector. Indeed, the GoE through MPED has worked with many development partners and think-tanks to assess the developing situation and to build possible scenarios based on the length of the pandemic and the degree of the state intervention\*. These types of exercises have been extremely useful not only to gauge the effect of the crisis but also to design adequate policies to protect the Egyptian population from the spread of the virus, to mitigate its various adverse effects, and to enhance the resilience of economy in face of crises.

Besides the direct effect of relying on evidence-based policy in terms of increasing the effectiveness of the enacted policies,

this direction has greatly enhanced good governance in Egypt through being more transparent in terms of improving the accessibility to data. Additionally, collaborating with research institutions, international organization, and reputable think-tanks have raised the credibility of the government and its policies which is key to their efficacy.

The GoE is determined to increase the scope of evidence-based policy to be the basis for decision making and policy formulation in Egypt. This requires attracting experts in all government entities capable of carrying analytical studies using state of the art quantitative techniques and modeling. Technical assistance whether from UN agencies or other development partners would be an important catalyst to achieve this aim to advance Egypt's vision and strategic objectives.



# 3. Review Methodology

The process of preparing this report rested on the whole-of-society approach, ensuring all stakeholders engagement, and building on the societal ownership of implementing the sustainable development goals in all fields. Having a clear motto that the **VNR is a country report and not a government report** was the guiding principle during the different steps of the process.

Similar to the 2018 VNR, this year Egypt followed the same structure of reporting and assessing the country's progress in all 17 SDGs. However, more emphasis was accorded to the goals in focus in the 2021 High-Level Political Forum; namely SDGs 1, 2, 3, 8, 10, 12, 13, 16 and 17. A qualitative analysis relying considerably on the input of the miscellaneous stakeholders, and a thorough quantitative analysis that represents a fundamental part of the assessment, together constitute the review of each goal. Thus, this structure ensures an accurate and real portrayal of the SDGs situation in Egypt. This year's reinforced coordination with the stakeholders helped in broadening the review from the different sectors' point of view, hence strengthening the monitoring and evaluation of the progress made towards achieving the goals of the 2030 Agenda.

## **INCLUSIVE PREPARATION PROCESS:**

---

The participatory approach which was followed in the preparation and update processes of the SDS as described in section 2.1, as well as in Egypt's 2018 VNR, was maintained and emphasized while preparing this year's VNR.

The preparation process of the report was led by the Ministry of Planning and Economic Development in its capacity as the main entity responsible for coordinating and monitoring efforts towards the achievement of sustainable development

in Egypt, as well as the entity heading the National Committee for Monitoring the Implementation of the SDGs in Egypt. MPED developed a stakeholder engagement plan to identify key stakeholders, namely government entities, civil society, private sector, international development partners, members of Parliament, and academia.

## **GOVERNMENT/PUBLIC INSTITUTIONS:**

---

The role of the national committee for the SDGs was key during these preparations. Multiple virtual meetings with the committee's members, in addition to the Sustainable Development Units in the various government entities, facilitated the consultations that were an essential resource for reviewing the SDGs and their indicators. The governmental entities, specifically the Sustainable Development Unit in the Central Agency for Public Mobilization and Statistics (CAPMAS), enriched the VNR with essential data and figures that make up the backbone of chapter five of this VNR measuring the progress in goals and targets. Equally, members of the Parliament were involved to help in conveying the voices from the different groups and to consider their input in the process.

## **CIVIL SOCIETY & PRIVATE SECTOR:**

---

The report aimed to encapsulate the active contribution of the NGOs that work on-ground and close to the people across the nation, towards the achievement of sustainable development. A number of 53 non-governmental organizations and associations were contacted to participate in the process, taking into account the geographic





distribution and the representation of governorates, as well as the diversity of fields.

The report also highlighted the considerable efforts of the private sector whether through mega-projects, studies or CSR initiatives. The engagement of the private sector was largely organized through consultation with the United Nations Global Compact Network Egypt (GCNE) office, reaching 46 companies investing in varied business sectors.

### INTERNATIONAL DEVELOPMENT PARTNERS:

International organizations and development partners provided continuous technical support and capacity building to the teams responsible for the preparation of the VNR. In addition, they supported MPED with studies and research papers monitoring the implementation of the SDGs that helped in assessing the stance of the goals in Egypt.

### ENGAGEMENT MECHANISMS:

This year required creating different and adequate methods of engagement for stakeholders, that were mainly digital using online platforms, to cope with the COVID-19 situation.

Accordingly, a series of online public consultations was conducted to explain the process of preparation and discuss stakeholders' initial feedback, and how they can contribute to the preparations of the report. A tailored template was then sent to each stakeholder to guide their inputs. This template aimed to capture initiatives implemented on-ground, their inter-linkages with different SDGs, as well as outcomes and challenges faced, which were then incorporated into the report. This step was perceived important to ensure effective documentation of these consultations and inclusion of stakeholders' inputs thus contributing to strengthening the analysis of the goals, particularly during this critical situation of the COVID-19 pandemic.

Subsequently, the idea developed into a more structured, digital, multi-stakeholder engagement mechanism. An interactive online platform was created through the official MPED website, where all stakeholders can submit their contributions towards achieving the SDGs in Egypt. This mechanism will continue to be used for future involvement of the stakeholders in the implementation of the SDS and the 2030 Agenda, beyond the VNR preparations.



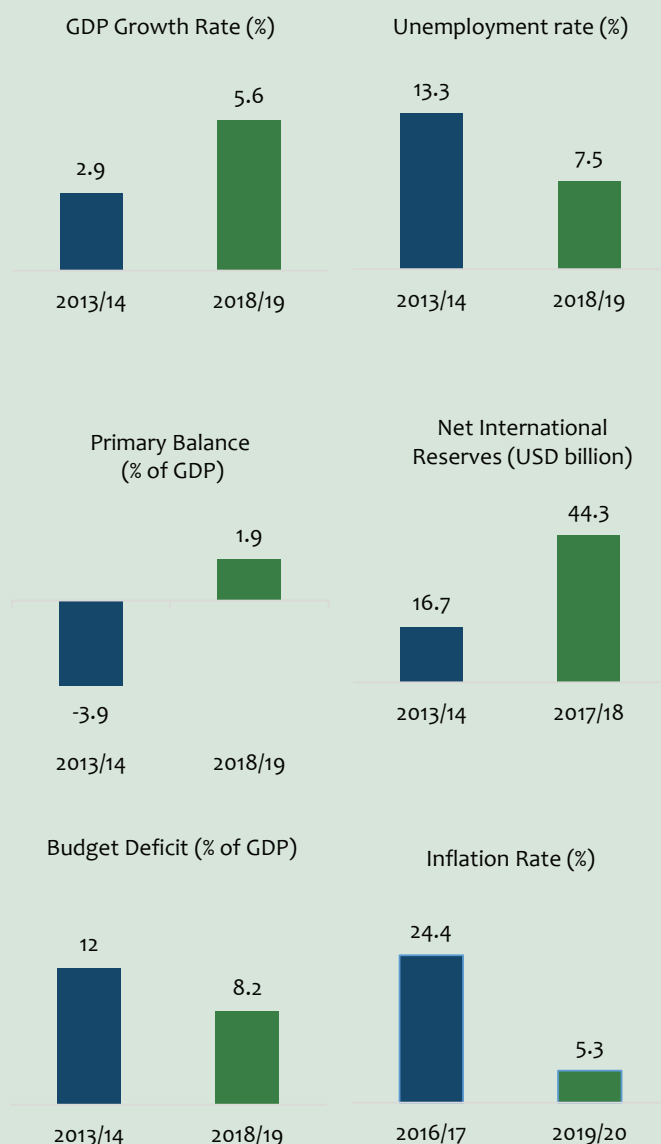


# 4. Towards a More Resilient Economy: Egypt's Economic Reform

## 4.1 RESULTS OF THE FIRST PHASE OF REFORM

As described in Egypt 2018 VNR, in 2016, Egypt embarked on a bold home-grown program to stabilize Egypt's fundamentals and to introduce a number of pivotal structural reforms. In retrospect, the program managed to position Egypt on a launchpad for a sustainable and inclusive development. Key fundamentals showed extremely promising trends. Real output growth went from as low as 2.9% in 2013/2014 to register 5.3% and 5.6% in 2017/2018 and 2018/2019 respectively. Following this trend, unemployment regressed to 7.5% in 2018/2019 down from 13.3% in 2013/2014. Fiscal consolidation, better subsidy targeting especially energy subsidy, successful implementation of VAT, and measures to broaden the tax base curbed the government budget deficit from 12% of GDP in 2013/2014 to 8.2% in 2018/2019. This was driven by key improvement in the primary balance which went from an unsustainable deficit of 3.9% of GDP in 2013/2014 to an impressive surplus of 1.9% in 2018/2019. The monetary authority was successful in containing the inflationary pressure and expectations resulting from almost 100% depreciation in the Egyptian Pound which drove inflation as high as 24.4% in 2016/2017 to be subdued to the lower bound of the target announced by the Central Bank of Egypt (CBE)\*.

The external sector in Egypt reaped the success of the strong fundamentals and the restoration of political and economic stability. The balance of payment significantly improved to register a surplus of USD 12.79 billion in 2017/2018. The improvement in the balance of payment was reflected in propping the international reserves from a low of USD 16.7 billion in 2013/2014 to USD 44.3 billion in 2017/2018.



Source: MPED, CBE, CAPMAS

\* The inflation target announced by the Central Bank of Egypt was a band of 9% +/- 3 in the fourth quarter of 2020.

Despite the success of this phase of stabilization, the GoE was adamant to continue the path of reform by focusing on the supply side or the real side of the economy. Egypt has a long history of short breath especially when it comes to structural reform. This has resulted in repeated episodes of crises followed by stabilization programs coupled with few reforms (as shown in the chart below). To break this vicious cycle and starting from 2019, the GoE entered into negotiations with the IMF and the OECD to design an ambitious sectoral structural reform program.

Unfortunately, COVID-19 pandemic hit the world in 2019 resulting in an unprecedented global recession creating economic and health havoc which covered the whole world. The GoE was quick to react via a series of policies and an EGP 100 billion (~USD 6.4 billion or almost 2% of GDP) stimulus package. These proactive policies are based on three concepts: **protection, mitigation, and resilience** (PMR). More precisely, policies were designed to protect the whole population especially the most vulnerable groups from the virus and limit its spread; to mitigate the negative shock that inflicted the livelihood of millions of Egyptians across economic sectors and regions; and to render the economy more resilient in face of this shock or any other future shocks.

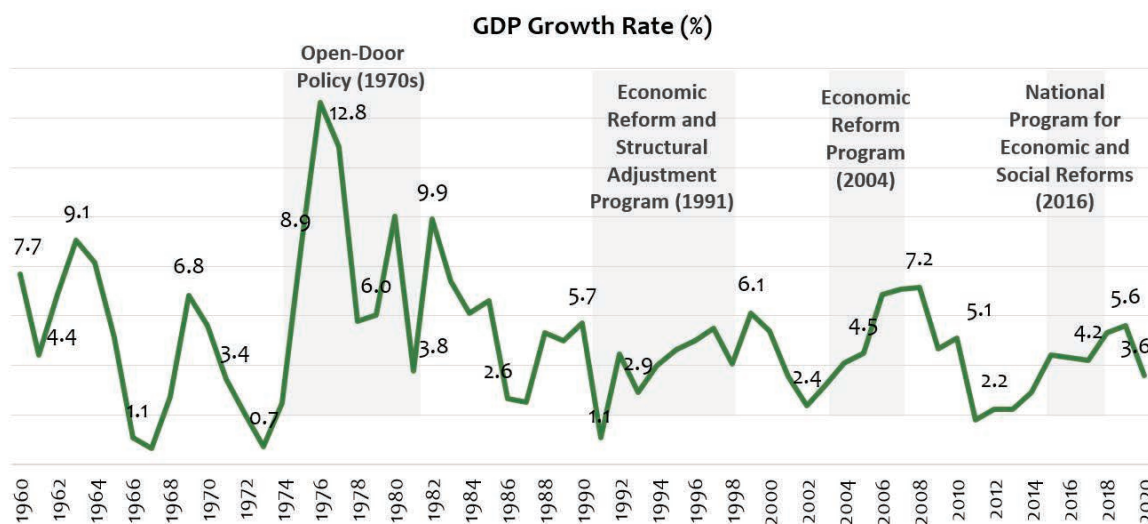
From the onset of the pandemic, the GoE was in close contact with UN agencies, other international organizations and think-tanks to access the developing situation and to gauge its implications internally and externally with complete objectivity and transparency. The unique nature of the crisis in terms of its depth and scope has rendered assessing the current stance extremely difficult and the future course of action more of a guessing problem rather than a solid forecasting exercise. Nevertheless, as mentioned in [section 2.3](#), the GoE stood firm by evidence-based policy where the MPED has collaborated with many international institutions by sharing data and evolving scenarios. This has helped the government and the monetary authority to be on top of the developing situation and to intervene by proactive policies

when deem necessary to aid PMR and to set the stage for a speedy recovery.

COVID-19 has produced a thick atmosphere of risk and uncertainty. Hence, it was imperative to communicate with stakeholders the measures and policies that the Egyptian state took to deal with the developing situation in a prompt and transparent way. Toward this end, the Ministry of Planning and Economic Development in 2020 launched the [COVID-19 Policy Tracker](#). This tracker provides a very useful up to date database of all policies that were taken by the state in response to the crisis. For ease of reference and search, the user can search/browse by different fields such as date, beneficiary (e.g. health sector, tourism sector and SMEs, women), SDGs, and by implementing/responsible agency.

The promptness of these policies coupled with effective coordination between fiscal and monetary measures aided by forecasting and assessment exercises with development partners based on evidence-based policy have helped greatly in diluting the adverse effects of the pandemic. However, one should not overlook the effect of the initial condition. As documented in the beginning of the section, the successful implementation of the stabilization program and the first phase of reform have placed the Egyptian economy on a solid ground enabling it to weather the devastating prolonged effect of the pandemic. Hence, the resilience of the Egyptian economy was not surprising which registered a positive real growth of 3.57% in 2019/2020 and expected growth of nearly 2.8% in 2020/2021 placing Egypt to be the best performer in the MENA region and among the emerging economies.

Despite the accommodating measures from the fiscal and monetary authority to absorb the negative shock, it is worthy of noting that the government and the CBE did not revert to lax policies. All economic fundamentals show up till now commanded discipline. Overall government deficit to GDP amounted to 8% in 2019/2020 with primary surplus of 1.8% of GDP. Inflation rate remained highly subdued averaging 5.3%



Source: Ministry of Planning and Economic Development

in 2019/20 a figure lower than the lower band of the inflation target announced by the CBE (6%)\*.

## 4.2 SECOND PHASE: STRUCTURAL REFORMS

Building on the success of the first phase, a second set of reforms has been designed and launched in 2021 to spur the supply side of the Egyptian economy. The National Structural Reforms Program (NSRP) hence comes as a second stage, consisting of a wide range of radical and well-targeted reforms at both the structural and legal levels, targeting the root causes of imbalances in the real sector, and aiming at achieving a well-balanced, green, and inclusive growth.

Also developed in a participatory approach, various civil society representatives, experts, academia, parliamentarians, private sector and government agencies have collaborated to set comprehensive objectives and measures to implement the reforms for all pillars and sectors. Moreover, the program was designed in a manner that ensures its alignment with Egypt's Vision 2030 and the UN Agenda 2030. Accordingly, the program aims to increase the resilience of the Egyptian economy and its ability to absorb external and internal shocks and promote decent employment, transforming the Egyptian economy into a more productive, knowledge-based economy.

To achieve this ambitious program, NSRP embodies comprehensive short-term and medium-term measures in five systems:

- (i) demographic and population characteristics,
- (ii) financial,
- (iii) logistical,
- (iv) government performance, and
- (v) legislative systems.

To guarantee successful implementation, the NSRP executive framework has been developed following several features, including dynamism, comprehensiveness, interdependence, as well as being evidence-based and measurable.

Additionally, a well-structured governance mechanism was put in place to ensure the proper engagement of all


stakeholders in all stages of the program, and to put in place a transparent monitoring and evaluation process for the program. The **Supreme Committee for Structural Reforms**, headed by the Prime Minister, was established with a technical secretariat and specialized working groups to follow up the implementation of the program and disseminate periodic reports on its progress, relying on the dynamic use of a set of clear and well-defined quantitative and qualitative performance indicators.

Targeting the real sector and being one of the main gears of coping with the Fourth Industrial Revolution and the transformation to digital and green economy, NSRP aims at changing the structure of the economy by expanding the relative weight of three leading sectors: **Manufacturing, Agriculture, and Information & Communication Technology**. It is worth noting that these leading sectors have been selected according to specific criteria: their high potential of future growth, relative weight in the GDP, their ability to generate high value added job opportunities, possession of backward and forward linkages, international competitiveness advantage, and high potential of value-added generation. The enablers of this structural transformation are identified to be (i) improving the efficiency of the labor market and the TVET, (ii) improving the business environment and enhancing the role of the private sector, (iii) upgrading the governance and the efficiency of public institutions, (iv) promoting financial inclusion and facilitating access to finance and (v) bolstering human capital via education, health, and social protection.

The program is planned to be fully implemented on two phases; the first phase (short-term) extends over the course of 18 months from the date of commencement, while the second phase (medium-term) extends from 18 to 36 months. With the implementation of the NSRP, the GoE is aiming to reach well-defined quantitative targets in the macroeconomic indicators by FY 2023/2024: Real GDP growth rate is expected to reach **6-7%**, the investment to GDP is aimed to reach at least **20%**, while non-oil exports to GDP are expected to reach **10% (±1)**, doubling that of FY 2019/2020. In addition, GoE is targeting to increase the private sector's share of total investments by **20%** per annum, while achieving a BoP surplus of **USD 3-5 billion**. Lastly, the Egyptian economy is expected to achieve an inflation rate of **7% (±1.5)**, while reducing the unemployment rate to **7.5% (±1)**, with an increase in the participation rate (particularly of women), and an improvement in the Employment Quality Index.

\* By the end of 2020, the monetary policy committee of the CBE adjusted the inflation band to be 7% +/-2 on average by the fourth quarter of 2022.





# 5. Progress on Goals and Targets

This chapter showcases the progress of the national SDGs implementation in each of the 17 goals. It presents a progress update on both the numerical indicators and the continuous efforts of the Egyptian government alongside the multi-stakeholders from civil society and private sector towards sustainable development, while addressing the challenges when applicable. The chapter is supported by official data, facts and figures specific to each goal.

Each SDG starts with a **table of key indicators** showing the latest available datapoint in comparison with a previous one, usually 2018, to showcase the progress since Egypt's last VNR. If an indicator in the table corresponds to a UN indicator set under the «Global indicator framework for the Sustainable Development Goals and targets», the number of UN indicator is indicated in the first column.

Following the table of key indicators, the **progress towards the goal** is laid out which contextualizes and elaborates on the change in the different indicators while incorporating relevant recent developments, frameworks, and agendas in relation to the goal.

**Government efforts towards the SDG** is then addressed to highlight the most prominent on-ground public programs, initiatives, strategies, and interventions towards achieving the targets. In SDGs where major **challenges** are applicable, a section is introduced to call attention to those challenges.

In light of Egypt's strong understanding towards the importance of multi-stakeholder engagement in the

implementation of SDGs, a section is dedicated to present different **partnerships towards achieving each goal** based on the various previously mentioned consultations that took place in the process of the VNR development. This section showcases the on-ground efforts and initiatives led by non-state actors whether or not in collaboration with the government.

Multiple stakeholders were also consulted in the last section: **COVID-19 impact and government response**. The section addresses the effect of the pandemic on the progress, as well as the government's policies and swift response to mitigate the crisis. As mentioned in section 4.1, all policies taken by the state in response to the pandemic can be better viewed in the MPED's [COVID-19 Policy Tracker](#).

Different stakeholders from development organizations, government entities and academia were consulted to construct projections on the COVID-19 empirical impact, and create the "SDG Push" scenario to project 2030 targets. The "SDG Push" scenario reflects the path of a strong policy commitment towards achieving the goals with assumptions including a commitment to:

- increasing spending on social protection,
- strengthening governance structures,
- accelerating digital innovation, and
- promoting green economy.



# SDG 1: NO POVERTY

Indicator		Previous		Progress	
(1.1.1)	Proportion of population living below the extreme poverty line	6.2%	2018	4.5% ↓	2020
(1.2.1)	Proportion of population living below the national poverty line	32.5%	2018	29.7% ↓	2020
(1.3.1)	Proportion of population covered by social protection systems (Takaful & Karama)	< 1%	2015	12% ↑	2020
(1.4.1)	Proportion of population living in households with access to basic services:				
	Electricity	99.2%	2015	99.7% ↑	2019
	Clean Water	90.0%	2015	97.0% ↑	2019
	Sanitation	50.0%	2015	66.2% ↑	2019
(1.a.2)	Proportion of total government spending on essential services:				
	Health	4.9%	2018	6.1% ↑	2020
	Education	8.8%	2018	10.1% ↑	2020
	Basic Services	13.6%	2018	29.8% ↑	2020

## (1) PROGRESS TOWARDS THE GOAL

For almost 20 years, there was a disentanglement between poverty and growth where episodes of high growth (for example 2007 to 2009) were not associated with a reduction in poverty. However, this trend was reverted in 2020 where poverty declined for the first time in almost two decades.

The percentage of the Egyptian population below the national poverty line declined from 32.5% in FY2017/2018 to 29.7% in FY2019/2020, with the proportion of population in extreme poverty (USD 1.9 per day) also dropping from 6.2% to 4.5% during the same years.

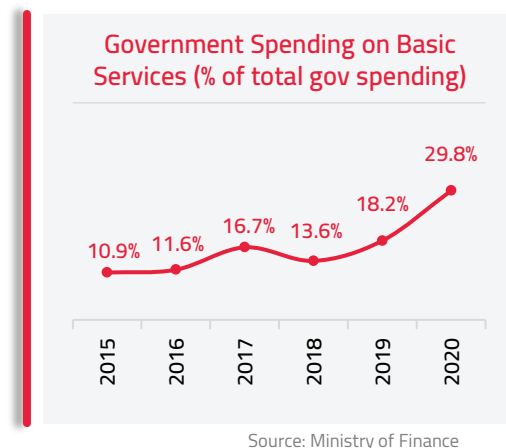
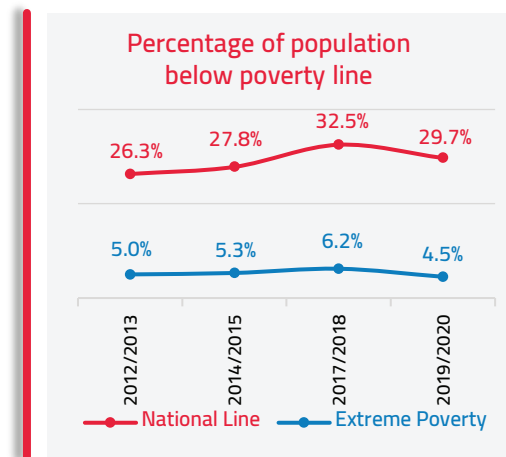
## (2) GOVERNMENT EFFORTS TOWARDS POVERTY REDUCTION

### (2.1) Continued Increase in Spending on Access to Basic Services

Since 2015, the GoE has attempted to ensure the significant mobilization of public resources towards ending poverty in all its forms, ramping up spending on access to basic services as well as on health and education. Public spending on access to basic services grew from 13.6% as a percentage of total government spending in 2018 to 29.8% in 2020. Similarly, public spending on health and education grew from 4.9% to 6.1% and from 8.8% to 10.1% respectively during the same period as a percent of total government spending.

### (2.2) Social Safety Nets: The *Takaful & Karama* Program

In addition to spending on access to basic services, Egypt massively scaled up its social protection programs and safety nets, to achieve





substantial coverage of the most vulnerable and prevent the most in need from sliding into poverty.

The *Takaful & Karama* cash transfer program was therefore inaugurated in 2015. The *Takaful* (Solidarity) is a conditional family income support program, while *Karama* (Dignity) is an unconditional cash transfer for the most vulnerable. Beneficiaries of the program rose from 60 thousand families in 2015 to **3.7 million** by May 2021, with predominantly female beneficiaries, with the budget dedicated for the program nearly tripling from 2015 till 2021.

An initial impact evaluation of *Takaful* showed that the value of household consumption for beneficiaries increased by **7.3%** to **8.4%** compared to households who did not receive the program. A further impact evaluation study by the International Food Policy Research Institute (IFPRI) published in October 2018 concluded that “the *Takaful* transfers are regarded as having contributed positively to beneficiaries’ consumption and coping abilities at both the ultra-poor and threshold levels”.

### (2.3) Accelerators: The *Haya Karima* Initiative

Additionally, the initiative “**Haya Karima**” (Decent Life), originally launched in 2019, had an initial budget of EGP 675 million (~USD 43 million) to accelerate poverty eradication on a local level. *Haya Karima* partners with 18 civil society organizations targeting rural villages with poverty rates over 70% as its first phase. The initiative focuses on the effective eradication of poverty, through providing health, educational, and housing support, in addition to supporting microenterprises and economic empowerment. *Haya Karima* was endorsed as a presidential initiative in 2021 with a much bigger budget of EGP 500 billion (~USD 31.8 billion) for its second phase.

*Haya Karima* also has a strong focus on local infrastructure, developing the quality of housing through ensuring access to electricity, water, sanitation, and gas. Beneficiaries of the initiatives have so far reached **186 thousand individuals**. This is a dimension onto which the GoE I Ways strong emphasis to guarantee equal rights to basic infrastructural services and in which noticeable progress has been achieved as shown in the chart.

### (3) CHALLENGES TO EFFECTIVE POVERTY REDUCTION

There remains many challenges to poverty reduction in Egypt demanding a deep understanding of these challenges to guarantee effective evidence-based policymaking. The UNICEF empirical study, previously mentioned in section 2.3, demonstrated the determinants of sliding into versus escaping poverty. Some of the noteworthy observations were:

- Household size was shown to be a clear risk factor for falling into poverty, highlighting the continued challenge of population growth.
- Education level on the other hand was a protective factor from sliding into poverty. Significant positive outcomes were also observed for vocational training.
- While having a job in general reduces the probability of the family falling into poverty, informal employment was shown to be a risk factor to falling into poverty than formal employment
- Better rates of escaping poverty were observed in rural than in urban areas, showcasing the challenge of urban poverty.

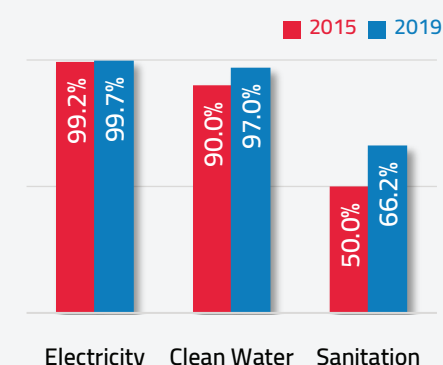
#### IFPRI’s “Impact Evaluation Study for Egypt’s Takaful & Karama Cash Transfer Program”

##### Quantitative Analysis Findings

- ✓ The Takaful program reduced the probability of a household living in poverty (below USD 1.90 per day) by about 11%.
- ✓ Takaful program has improved weight-for-height z-scores for children under two years of age.
- ✓ About 90% are either very satisfied or somewhat satisfied with the [Takaful & Karama] program.

Source: IFPRI, Oct 2018

#### Percentage of population with access to basic services



Source: CAPMAS

#### (4) PARTNERSHIPS TOWARDS ENDING POVERTY

The civil society in Egypt has continuously been a key partner towards ending poverty. Initiatives span multiple directions such as:

- Direct support for the most vulnerable (such as Misr El-Kheir’s social solidarity projects).
- Equitable access to basic services (such as Caritas Egypt’s programs for healthcare support to the most vulnerable).
- Providing programs and tools for escaping poverty (such as Plan International Egypt’s various vocational training initiatives and women economic empowerment programs).

#### (5) COVID-19 IMPACT & GOVERNMENT RESPONSE

The COVID-19 pandemic is expected to slowdown the progress in reducing poverty rates over the short term, although thankfully not causing a reversal. Extreme poverty rates are estimated to have dropped from 4.5% in 2019 to 4.4% in 2020 rather than a potential 4.1% without COVID.

With the early stages of the pandemic, the GoE took rapid response policies to protect the most vulnerable from sliding into poverty due to the pandemic’s effects such as:

- The Presidential initiative “Ahalina” constituting a monthly grant of EGP 500 for irregular laborers whose livelihood was severely affected due to the pandemic, with about **1.4 million** beneficiaries.
- The Ministry of Social Solidarity’s disbursement of 4-month exceptional cash grant to over **9,000** tour guides as the tourism sector came to a near complete halt during the pandemic.
- Increasing the beneficiaries of the Takaful & Karama program by **411 thousand** families.

The path to 2030 leaves opportunity to strengthen policies that could result in significant poverty reduction by 2030. Consequently, the GoE is committed to capitalize on this opportunity through continued reinforcement of ongoing efforts as well partnerships towards ending poverty. By 2030, a push towards the SDGs results in a poverty rate of 21.9% and an extreme poverty rate of only 2.3%, lifting millions of Egyptians out of poverty

#### Examples of Misr El-Kheir Foundation’s Social Solidarity Projects

##### Debtors Relief:

- Supporting poor & destitute families through paying their distressed debts. (75,000+ beneficiaries)

##### Fulfilling Basic Needs:

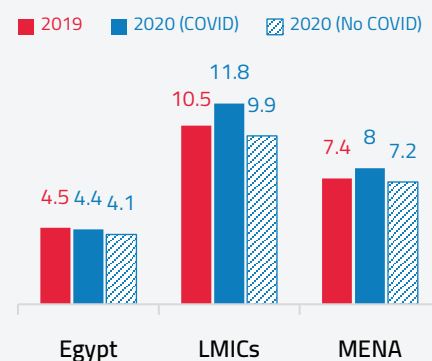
- Emergency relief for victims of disasters such fires. (6,900+ beneficiaries)
- Monthly financial aid for families who have lost their breadwinner. (22,700+ beneficiaries)

##### Seasonal Campaigns:

- Ramadan Campaigns: Providing food services in the holy month of Ramadan in all governorates.
- Winter Campaigns: Shielding the most in need from the winter frost in Upper Egypt and remote areas.

Source: Misr El-Kheir Foundation

#### Effect of COVID: Percent of population living in extreme poverty % (\$1.90)



Source: Pardee Center for International Future Studies (2021), Denver University

#### Horizon 2030 Projections

By 2030:	Business as Usual	With SDG Push
EXTREME POVERTY	4.2%	2.3%
POVERTY AT THE NATIONAL LINE	27.6%	21.9%



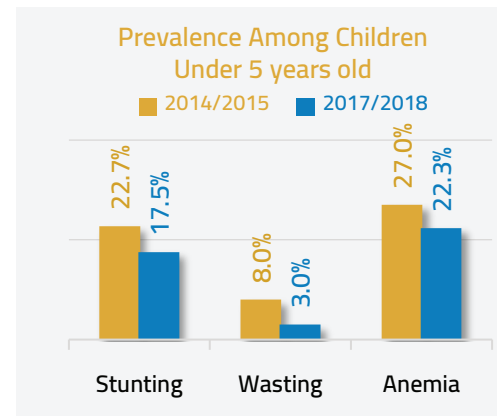
# SDG 2: ZERO HUNGER

Indicator		Previous	Progress
(2.1.2) Proxy	Food Security Index	62.9 2018	61.1↓ 2020
(2.2.1)	Prevalence of Stunting (children under 5 years)	22.7% 2015	17.5%↓ 2018
(2.2.2) Proxy	Prevalence of Anemia (children under 5 years)	27% 2015	22.3%↓ 2018
(2.2.2) Proxy	Prevalence of Wasting (children under 5 years)	8% 2015	3%↓ 2018
(2.3.1) Proxy	Volume of Agriculture Production per hectare (tons)	158.6 2016	163.3↑ 2018

## (1) PROGRESS TOWARDS THE GOAL

Ending hunger, improving nutrition, and increasing agricultural productivity are fundamental cornerstones to lift people out of poverty and underdevelopment. Hunger and malnutrition are not only critical humanitarian issues but also have long-term spillover effects if untreated swiftly and effectively including on cognitive abilities and hence the path of productivity. Food security remains a national priority for the government of Egypt as is evident in the Egypt Vision 2030.

Egypt's score in composite food security indices such as the Economist Intelligence Unit's Global Food Security Index shows Egypt's score steadily increasing since 2017 with an overall score of 60.1/100 reaching a high of 65.4/100 in 2019 before dropping to **61.1/100** in 2020. There are also good strides in reducing malnutrition especially among children. Among children under 5 years of age, prevalence of stunting dropped from 22.7% to **15.5%**, wasting from 8% to **3%**, and anemia from 27% to **22.3%** all from 2015 to 2018.

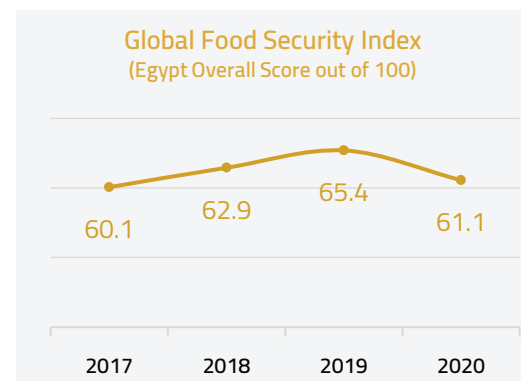


Source: CAPMAS

## (2) GOVERNMENT EFFORTS TOWARDS ENDING HUNGER

### (2.1) Increasing Agricultural Productivity and Supply of Strategic Crops

Banking on the improved indicators, the GoE continues to work on ensuring food security through improving agricultural productivity and prioritizing the production and reserves of strategic crops. The volume of agricultural production has increased from 158.6 tons per hectare in 2016 to around **163.3** in 2018. The Ministry of Agriculture and Land Reclamation sets production targets for key strategic crops with regular annual increases. For example, wheat production is planned to rise from 3.4 million feddans in 2018/2019 to **3.6 million** feddans in 2020/2021, and Maize from 2.8 million feddans to **3.2 million** feddans for the same years. Egypt is at or near self-sufficiency rates in the production of Dairy, Poultry, and Fish.



Source: Economist Intelligence Unit

## (2.2) Food Subsidies: The “Tamween” Program

In addition to improving agricultural productivity, budget allocation for food subsidies increased by around 5% from 2017/2018 to 2020/2021. The GoE continuously works towards improving the efficiency and effectiveness of its “Tamween” food subsidy system, a cornerstone of Egypt’s social safety nets. The EIU’s Global Food Security Index have constantly showed that one of Egypt’s greatest strengths in food security is the presence, funding, coverage, and operation of food safety net programs.

The system is managed by the Ministry of Supply and Internal Trade, which along with other partners constantly strives towards improving. Some of the most recent reforms included:

**Raising the efficiency of the system:** with the improved targeting of food subsidies, subsidies witnessed an overall drop from 88.6% of population in 2015 to 84% in 2020. Consequently, families in the least spending category (1<sup>st</sup> decile) receive the highest food support both in absolute EGP terms and as a percentage of their total spending on food and beverages (11.9% in 2019/2020) with this percentage dropping steadily as the family spending category goes up.

**Replacing commodity quotas with a monthly cash-based system:** so that card holders have more choice as the food basket has been expanded to include more food items with the aim of improving nutritional value & dietary diversity.

**Shifting to an output-based subsidy system:** so rather than supplying subsidized flour to bakeries, the government now subsidizes the production cost of the bread itself which reduces resource leakage.

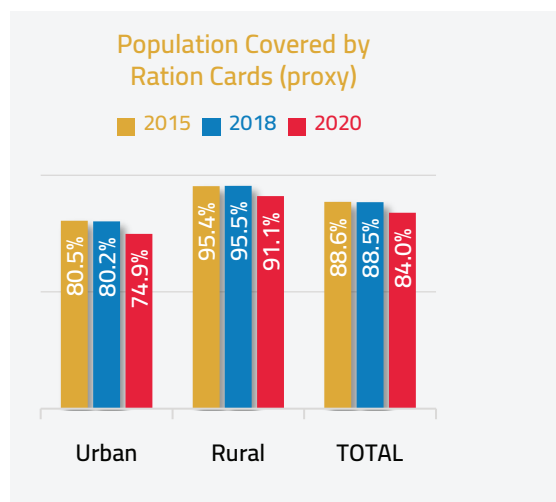
Further efforts are still needed to address key challenges such as managing the high costs and leakages in the program, indexation to adjust for inflation after the shift to a cash-based system, and working to improve the nutritional value of the offered food items.

## (3) PARTNERSHIPS TOWARDS ENDING HUNGER

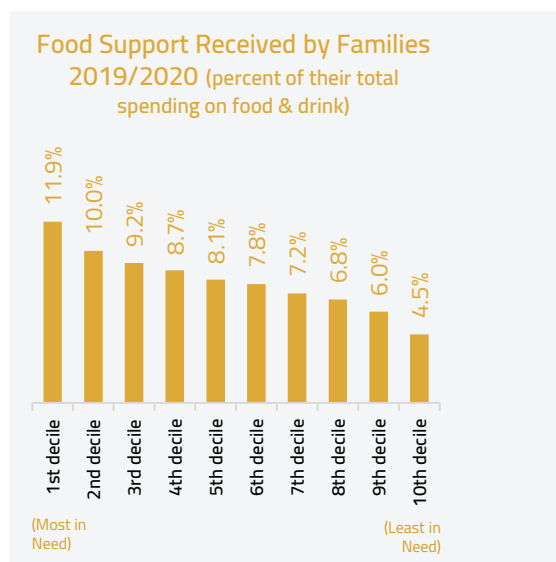
The Egyptian civil society has always been a key partner in this particular goal recognizing hunger as a humanitarian crisis in need of constant urgent attention. This was exemplified during the pandemic when organizations came together to support to the most vulnerable:

During May 2020, **Misr El-Kheir Foundation** in partnership with the Ministry of Social Solidarity launched “Al-Kheir Convoys” to deliver foodstuff to families most in need during the pandemic. Three different convoys were launched during May, reaching families in every governorate, each carrying as many as 1,250 tons of foodstuff (over 2 million meals).

Similarly, from April till December 2020, the **Tahya Misr Fund** launched the campaign “Together, We Overcome the Crisis” along two axes: supporting the healthcare sector and supporting the families most in need. The second axis involved distributing



Source: Ministry of Supply and Internal Trade



Source: CAPMAS

### Other partnerships focus on nutrition: “First 1,000 Days” Program

**World Food Program**  
under the auspices of:  
**Ministry of Social Solidarity**  
in collaboration with:  
**Sawiris Foundation for Social Development**

The program, ongoing since August 2020, targets more than **41,000** pregnant and nursing promoting healthy nutrition during this critical stage of a child’s development, with a fund of **~USD 3.6 million**.

Source: WFP, MOSS

over 6,600 tons of food to those most in need in poor villages, in cooperation with over 22 civil society organizations. One of the convoys received the Guinness record title in November 2020 for largest truck convoy with 480 trucks carrying humanitarian aid.

#### (4) COVID-19 IMPACT & GOVERNMENT RESPONSE

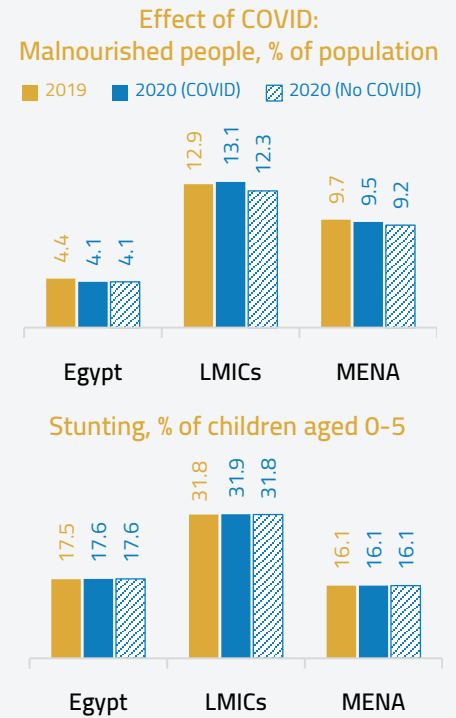
The short-term impact of the COVID-19 pandemic on hunger-related indicators is thankfully negligible in Egypt. The percentage of malnourished people dropped from 4.4% in 2019 to 4.1% in 2020 despite the pandemic. A similar case can be seen in child stunting, with the prevalence increasing marginally from 17.5% in 2019 to 17.6% in 2020 with no particular effect due to COVID-19 per se.

As the pandemic hit Egypt in March 2020, policies were swiftly implemented to ensure food security during global lockdowns such as:

- Stopping the exports of strategic items such as legumes and sugar for a few months due to the disrupted trade and supply chains.
- Facilitating the import of strategic foodstuff with the Central Bank of Egypt allowing banks to exclude imports of rice, beans and lentils from the 100% cash cover.
- Granting companies in the agriculture sector loans at a diminished interest rate that to support their operations during the pandemic.
- Deferring loans payments for farmers and breeders for six months under a program by the Egyptian Agricultural Bank.

That is in addition to the policies targeting poverty, as well as the several emergency convoys distributing food support.

Egypt is determined to put malnutrition, already at relatively low levels, on a steep downward trajectory to reach 2.3% of the population by 2030. A similar case is with stunting rates in children, projected to drop to 12.2% by 2030 under a strong policy reinforcement scenario.



Source: Pardee Center for International Future Studies (2021), Denver University

#### Horizon 2030 Projections

By 2030:	Business as Usual	With SDG Push
MALNUTRITION	3.3%	2.3%
CHILD STUNTING	15.5%	12.2%



# SDG 3: GOOD HEALTH & WELLBEING

Indicator		Previous		Progress	
(3.2.1)	Under 5 Mortality Rate (per 1000 live births)	20.3	2015	20.4 ↑	2019
(3.2.2)	Neonatal Mortality Rate (per 1000 live births)	6.8	2015	7.5 ↑	2019
	Hepatitis C Yearly Reported Cases	8,746	2017	4,194 ↓	2019
(3.1.1)	Maternal Mortality Ratio (per 100,000 live births)	49.0	2015	42.8 ↓	2019
(3.6.1)	Death rate due to road traffic injuries (per 100,000 people)	8.9	2015	6.89 ↓	2019
(3.8.1) proxy	Number of Insured People (million)	51.1	2015	56.9 ↑	2019
	Family Out of Pocket Health Expenditure on Average	9.9%	2018	10.4% ↑	2020

## (i) PROGRESS TOWARDS THE GOAL

Egypt affirms the universal right to high quality healthcare, and the GoE has, in turn, worked towards building and maintaining an inclusive and effective healthcare system that guarantees high-quality healthcare services and promotes overall wellbeing. Since then, key national health indicators have either:

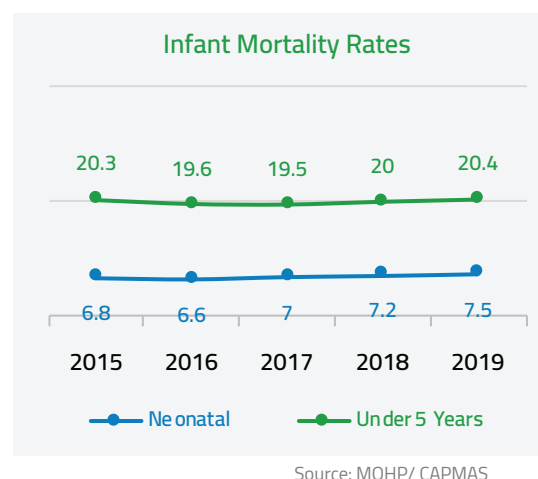
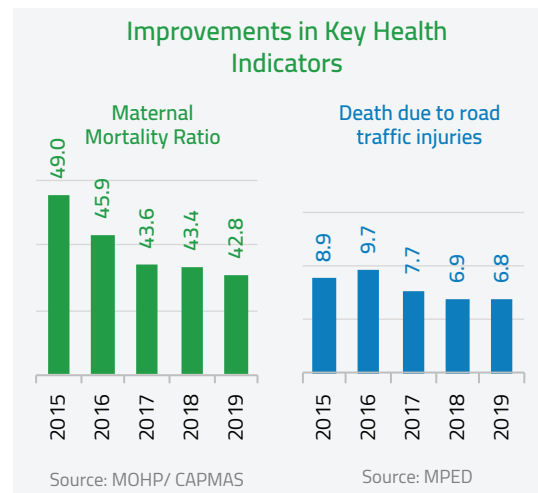
- improved, such as:

- Maternal mortality rate (from 45.9 in 2016 to **42.8** in 2019),
- Death rates due to road traffic injuries (from 8.9 in 2015 to **6.8** in 2019),
- Healthcare coverage (number of insured people grew from 51.1 million in 2015 to **56.9 million** in 2019).

- maintained the progress or remained largely the same:

- Under-5 mortality rates (at **20.4** in 2019 which is already below the 2030 target of 25),
- Neonatal mortality rates (increased to **7.5** in 2019 but still below the 2030 target of 12),
- Suicide rates (remaining at **0.1** per 100,000 inhabitants).

As for epidemics and disease-specific indicators, Egypt had noteworthy progress by 2020 (per 100,000 inhabitants) such as Malaria incidence rate dropped to **Zero**, Tuberculosis incidence rate reached **12**, Hepatitis B incidence rate was at **1.78**, and HIV incidence rate at **2.77**.



## (2) GOVERNMENT EFFORTS TOWARDS DISEASE CONTROL & WELL-BEING PROMOTION

### (2.1) Government Initiatives Towards Disease Control

In 2015, Egypt ranked amongst the highest countries in the world in Hepatitis C virus infections. Recognizing the enormous health, social, and economic burden of the disease, the “**100 Million Health Initiative**” was launched in 2018 with the sole target of eliminating the Hepatitis C epidemic. The initiative proved successful with 2019 having over a **50%** decrease in newly reported Hepatitis C cases from before the initiative in 2017 after screening almost **60%** of the population and more than 4 million patients received the required treatment free of charge.

Since then, the “100 Million Health” initiative has expanded to encompass other chronic diseases such as diabetes, hypertension, stunting, and obesity. Sub-initiatives were launched under the same umbrella focusing on other pressing health issues such as:

- The “**Supporting Egyptian Women Health**” initiative aiming at performing checkups for 28 million women across Egypt to screen for breast cancer, general reproductive health, and chronic diseases.
- The “**Newborns Health**” initiative with around 95.8% of newborns receiving the required medical care in 2020.

### (2.2) The Family Development Strategy

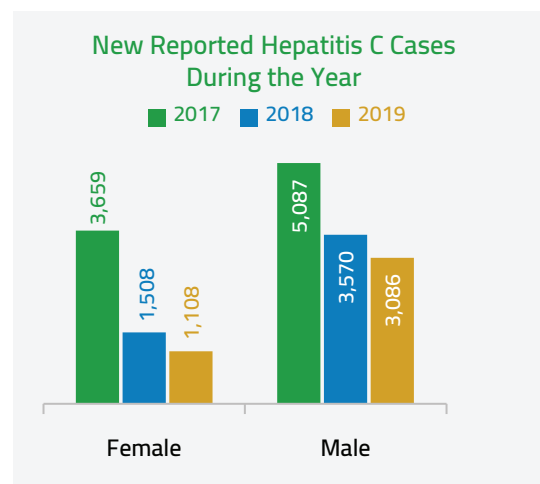
Population growth rates have been marginally slowing down dropping from 2.62% in 2017 to **1.79%** in 2019, with fertility rates dropping from 3.4 in 2017 to 2.9 in 2020. However, population growth remains a challenge for well-being. Consequently, the “Family Development Strategy” was set with five pillars targeting women from 15 to 45 years. Emphasis was laid on enabling access to safe family planning and reproductive health services which led to an increase in the use of safe family planning methods from 58.8% in 2014 to **62.5%** in 2020.

### (2.3) An Inclusive Healthcare System for All

In addition to initiatives and strategies, the GoE seeks to institutionally develop the healthcare system and increasing accessibility. In 2019, **56.9 million** Egyptians had medical insurance coverage up from 51.1 million in 2015. Egypt started tackling the issues of health coverage by launching the new Comprehensive Health Insurance Program to be implemented on six phases from 2018 to 2032 aiming to provide medical insurance to the entire population by then.

### (2.4) Improving Efficiencies

The “Ending the Waiting Lists” initiative, launched in 2018, is concerned with ending long waiting lists of surgeries for patients in critical conditions, nearly **700 thousand surgeries** on the waiting list were performed since its initiation.



Source CAPMAS



*Egypt's response to this 3-decade-long public health challenge demonstrates a strong political will and commitment by the Ministry of Health and Population. We are proud to support the country's rapid scale-up of free HCV testing, treatment, and follow-up care for all people in need. It provides a bright example of the fundamental principles for universal health coverage, to achieve health for all.*



*Dr Jean Jabbour, WHO representative for Egypt | Mar 30, 2019*

### Pillars of the Family Development Strategy



### (3) CHALLENGES OF HEALTH AND WELLBEING IN EGYPT

One of the challenges facing healthcare in Egypt is the increase in cost, as out of pocket health expenditure on average for Egyptian families increased from 9.9% in 2018 to **10.4%** in 2020. A more pressing challenge, however, is the low density of healthcare workers, as the number of doctors and nurses in Egypt were **1.2** doctors and **2.2** nurses per 1000 citizens in 2019, below the global average of 1.5 doctors and 3.4 nurses.

### (4) PARTNERSHIPS FOR BETTER HEALTH AND WELLBEING

The civil society plays a key role in supporting the betterment of health and wellbeing in Egypt through many initiatives that spanned before and throughout the COVID-19 pandemic usually in partnership with the Ministry of Health and Population. Many of those initiatives have a focused approach, zooming in on a key issue in which NGOs sometimes have better access to the population most in need. Other initiatives provide strong support to government programs already on ground.

### (5) COVID-19 IMPACT & GOVERNMENT RESPONSE

Egypt has already achieved the target for under-5 mortality rates (U5MR) of below 25 per 1,000 live births reaching 19.2 in 2019. Egypt's U5MR dropped to **19.0** in 2020 due to the pandemic as opposed to 18.8 under a No-Covid scenario. Similarly, Egypt achieved the target for neonatal mortality rates (NMR) of below 12 per 1,000 live births, reaching 7.5 in 2019 with the pandemic causing a slowdown in progress (reaching **7.4** rather than 7.3 in 2020).

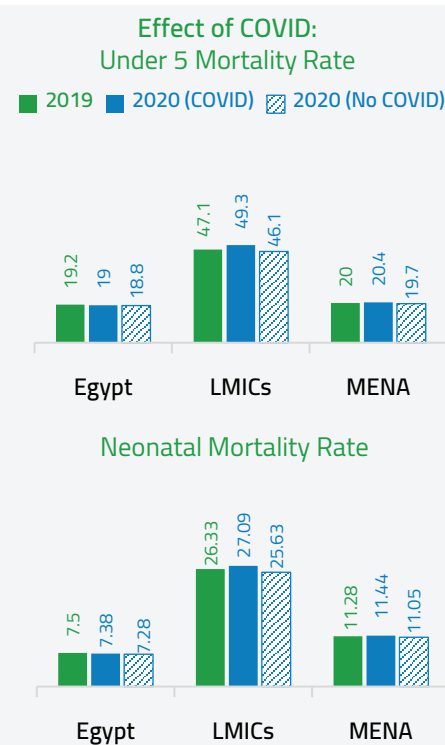
While the effects of the pandemic on nationwide health indicators were mercifully moderate, still urgent government policies were crucial to maintaining the wellbeing of the population. In March 2020, partial lockdowns and travel restrictions were implemented, university hospitals and public university dorms were converted to quarantine locations by early April. The GoE also issued a ban on exports of medical and protective equipment, as well as all medicines without a strategic reserve of six-month supplies. Further rapid response policies aimed to avoid the critical overwhelming of the healthcare sector such as:

- A **100%** budget increase for the Ministry of Health and Population was allocated for 2020/2021 than the previous fiscal year.
- More than **USD 319 million** additional allocations were set for providing basic supplies and medical equipment.
- **USD 1 billion** was set aside as emergency funding in support of the different initiatives by the Ministry of Health.
- A **75%** increase in the infection compensation for doctors and nursing staff with a budget of **USD 144 million**.

Egypt is committed to ensuring good health and wellbeing for all its citizens and developing the resilience of its healthcare sector. As a result of a strong evidence-based policy push, NMR has the potential to reach a rate of **5.28** and U5MR to reach **14.3** by 2030.

#### Examples of Partnerships: Sawiris Foundation for Social Development

- Supporting the Hepatitis C campaign in cooperation with the Tahya Misr Fund, providing testing and treatment to more than 125,000 beneficiaries in 2019 with a budget of ~USD 11.5 million with a focus on the governorate of Luxor.
- Sponsoring 135 liver transplant operations in 2019 under the "supporting liver transplant" initiative with a cost of ~USD 0.85 million.



Source: Pardee Center for International Future Studies (2021), Denver University

#### Horizon 2030 Projections

By 2030:	Business as Usual	With SDG Push
NEONATAL MORTALITY RATE	<b>5.98</b>	<b>5.28</b>
UNDER-5 MORTALITY RATE	<b>15.7</b>	<b>14.3</b>



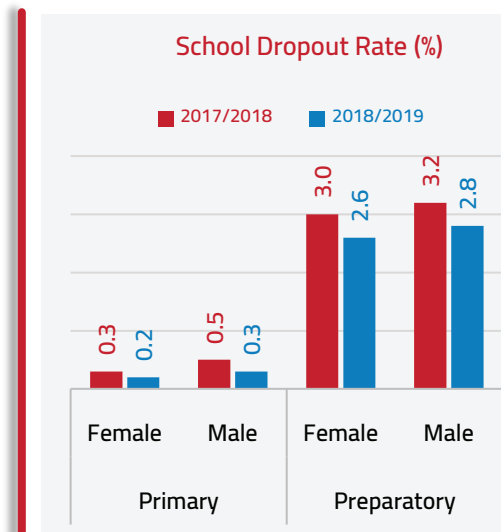


# SDG 4: QUALITY EDUCATION

Indicator		Previous		Progress	
(4.1.2) proxy	Net Enrollment Rate				
	Primary	94.3%	2018	100.2%↑	2020
	Lower Secondary (Preparatory)	81.1%	2018	85.3%↑	2020
	Upper Secondary (Public Secondary)	27.7%	2018	28.5%↑	2020
(4.1.2) proxy	Total School Drop-out Rates (18 years old or younger)	6%	2015	2%↓	2020
	Youth Illiteracy Rate (15 to 35 years old)	28%	2015	19.8%↓	2020
	Class Density (students per class)				
	Urban	42.6	2018	44.8↑	2020
	Rural	44.9	2018	47.8↑	2020
	Student-Teacher Ratio				
	Urban	19.2	2018	21.0↑	2020
	Rural	22.9	2018	25.3↑	2020

## (1) PROGRESS TOWARDS THE GOAL

In the academic year 2020/2021, Egypt had over **24.4 million** K-12 students in over **57.7 thousand** schools across the country, making it the largest education system in the Middle East and North Africa region. Successful strides were taken to ensure the Egyptian pre-tertiary education system is inclusive and capable of accommodating all children towards their right for a quality education. Between the years 2015 and 2020, youth illiteracy rate declined from 28% to **19.8%**. Total school drop out rates for 18-year-olds or younger also declined from 6% to 2% over the same period, with both male and female dropout rates decreasing in the primary and preparatory stages (pre-secondary). Primary Education completion rate in Egypt is already universal surpassing **100%** in 2019, with lower secondary completion rates somewhat lower (**82.5%**), and upper secondary completion at **57.2%**.



Source: CAPMAS

## (2) GOVERNMENT EFFORTS TOWARDS IMPROVING EDUCATION

### (2.1) Continued Commitment to Mobilizing Resources and Inclusivity

Capitalizing on these gains, the GoE continues to mobilize public resources towards education and inclusivity. Public spending on education grew by an average rate of **9.6%** from 2016 to 2020, with a noteworthy increase of **18.1%** for spending in 2020 from 2019 (nominally), bringing education spending up to **10.1%** as a proportion of total government spending. Public investments in education also increased from 7% of total public investments in 2018/2019 to **8%** in 2020/2021, comprising a near **65%** nominal growth. Furthermore, committing to “leaving no one behind” is evident in the growth in the number of schools for children with disabilities which increased by over **16.8%** from 2017/2018 (955 schools) to 2020/2021 (1,116 schools) according to the Ministry of Education.

## (2.2) A Comprehensive Transformation Plan : Egypt's Education 2.0

The GoE also targets the continuous improvement of the quality of education. In 2018, with the Ministry of Education in the lead, the government embarked on a full education reform and transformation program, internationally dubbed “**Education 2.0**”. The program is planned to be completed by 2030, aligned with Egypt’s Vision 2030, and aims to restructure pre-tertiary education.

Reforms being implemented in Education 2.0 include:

- Continuous professional and capacity development for teachers and introducing new teaching techniques.
- Changing the method of examinations and assessments, and reforming school curricula to be more skill-based.
- Developing the schools’ digital infrastructure to introduce substantial use of technology in classrooms.
- Expanding access to quality pre-primary education, and special education for differently abled children.

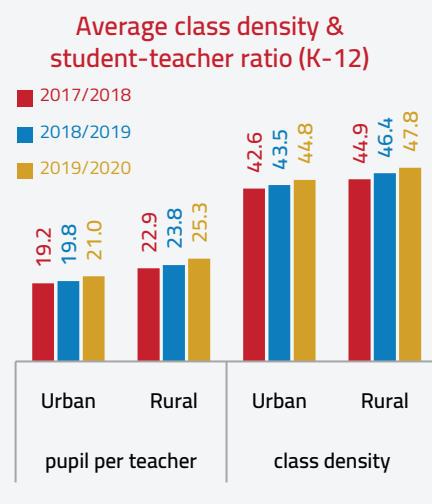
The GoE was keen on fostering **successful global partnerships** for Education 2.0. To name a few, the World Bank contributed with USD 500 million in support of the education reform project. The UNICEF has also been a key partner in training curriculum experts, and along with the British Government supported in developing guidelines for the adaptation of learning material for children with hearing and visual impairments.

## (3) CHALLENGES OF EDUCATION IN EGYPT

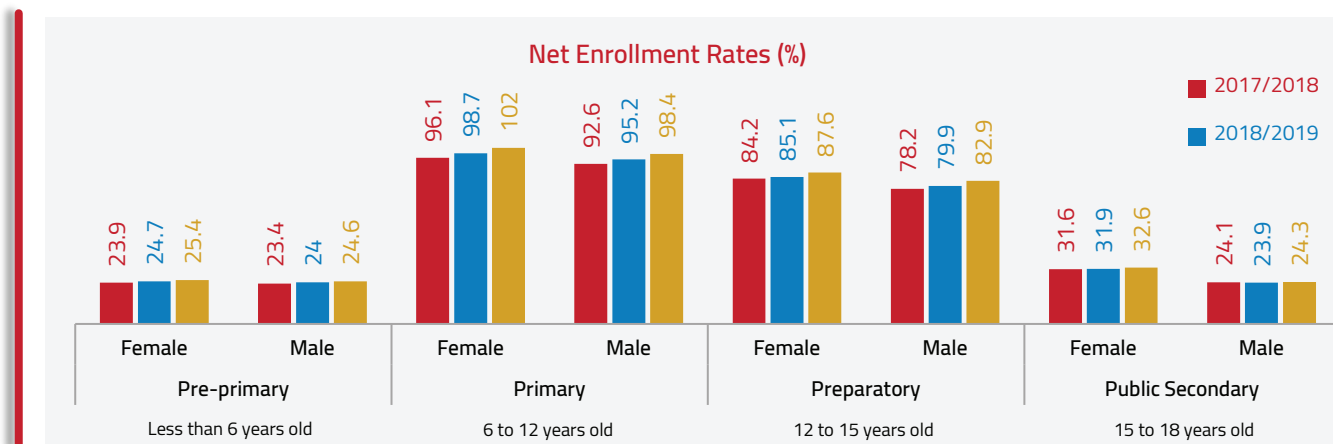
Some of the continuous challenges could be ascribed to a strain on resources. For example, low pre-primary net enrollment rates (around 25% in 2019/2020) can simply be attributed to the small number of classrooms and teachers dedicated to this education phase compared to primary and preparatory stages. The pressure on resources is also clear in the high and increasing class densities especially in rural areas (rising from 44.9 in 2017/2018 to 47.8 in 2019/2020), and the high and increasing student/teacher ratio. Another noteworthy challenge comes from the observation that net enrollment rates are consistently lower (and dropout rates higher) for males than females, and steadily decreases further in the preparatory and secondary stages as children (especially males) over 15 years old drop out of school to join the workforce.

“The new Education 2.0 framework uses a competency-based curriculum, focused on the experience of learners, & is being rolled out while the existing curriculum is reformed. The new curriculum is supported by IT integration programs covering digital content, with hand-held devices for students, in-class coaching, & computer-based tests.”

- Jaime Saavedra, World Bank Blogs | Nov 18, 2019



Source: Ministry of Education & Technical Education



Source: CAPMAS

#### (4) PARTNERSHIPS TOWARDS QUALITY EDUCATION

Both the civil society and the private sector continue to be key partners in supporting efforts towards quality education in Egypt. One initiative is Qalaa Holding's long-standing scholarships with an EGP 60 million (~ USD 4 million) endowment which has provided 198 scholarships since its inception in 2007. Another program provided by the Egyptian Refining Company is the "Mostakbaly" (My Future) program providing schools with tools, equipment, and supplies, and supporting students by offering scholarships. In 2019, the Mostakbaly program added a vocational training program for recipients to receive much needed vocational and technical training, bringing the total fund for the Mostakbaly program to EGP 40 million (~ USD 2.5 million).

#### (5) COVID-19 IMPACT & GOVERNMENT RESPONSE

While COVID-19 is not expected to have a great effect on the already universal primary school completion in Egypt, it is expected to somewhat slow down the progress of lower and upper secondary completion rates in the near term.

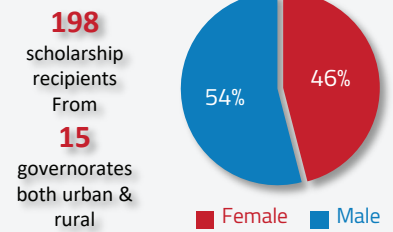
The pandemic still came with more than its fair share of challenges as school closures began in March 2020 interrupting the roll out of Education 2.0 to a great extent. The digitization that had already begun in schools helped during pandemic times. The GoE sought to intensify and accelerate the utilization of various platforms to facilitate online and blended learning such as:

- The use of the **Egyptian Knowledge Bank** library, already a major part of Education 2.0, to host all primary and preparatory learning and teaching material.
- Utilizing innovative methods of ensuring access to remote learning even in the absence of internet connection, such as the launching of the **Madrasatona** (Our School) television channels airing lessons for primary and preparatory stages.

Committed to strengthening access to education as a key factor in reducing multidimensional poverty, Egypt in an SDG Push scenario, supporting the sector with continuous effective reforms, could by 2030 be able to:

- Maintain primary completion rates at a universal level of 100% or more.
- Raise lower secondary completion rates to **100%** or more, as opposed to an 82.7% by 2030 without a strong policy push.
- Similarly, raise upper secondary completion rates to **67.0%** as opposed to the 61.5% by 2030.

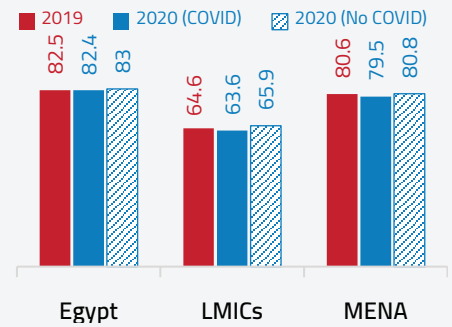
#### Qalaa Holdings Scholarship Foundation Program



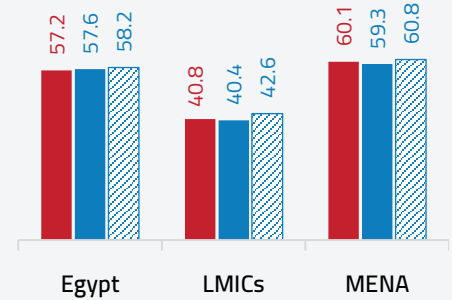
Including post graduate scholarships abroad in a wide variety of fields such as biotechnology, mechanical engineering, and anthropology.

Source: Qalaa Holdings

#### Effect of COVID: Completion Rates Lower Secondary



#### Upper Secondary



Source: Pardee Center for International Future Studies (2021), Denver University

#### Horizon 2030 Projections

By 2030:	Business as Usual	With SDG Push
LOWER SECONDARY	82.8%	100%
UPPER SECONDARY	61.5%	67%



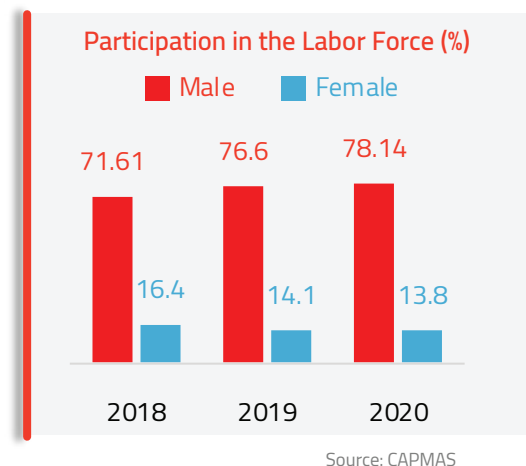
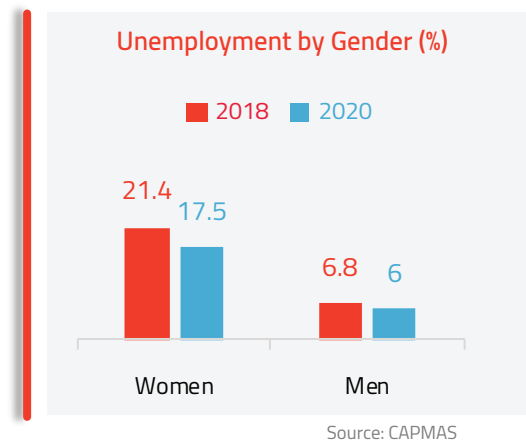
# SDG 5: GENDER EQUALITY

Indicator		Previous		Progress	
(5.5.1)	Proportion of seats held by women in:				
	National Parliament	15%	2018	27%↑	2021
	Local government	11.8%	2018	24%↑	2020
	Percentage of Women unemployment (%)	21.4%	2018	17.5%↓	2020
	Percentage of Women Participation in the Labor Force (%)	16.4%	2018	13.8%↓	2020
	Gender Gap Index: Egypt's Rank in:				
	Economic Participation and Opportunities	135	2015	-5 ↓	2020
	Education	115	2015	+13 ↑	2020
	Health	97	2015	+12 ↑	2020
	Political Empowerment	136	2015	+33 ↑	2020

## (1) PROGRESS TOWARDS THE GOAL

Egypt has made a significant leap in women empowerment and gender equality over the past decade, supported by the political leadership and the civil society. Multiple gender-related indicators have showed improvement over the past few years, especially women's representation in various key positions. Women received 8 ministerial portfolios within the Council of Ministers in 2020/2021, 24% of ministerial positions, compared to 11.8% in 2018. Egypt is also ranked 16th globally in the percentages of women's representation in Parliament, as women won 162 seats in the 2021 Parliament, accounting for 27% in the House of Representatives and 13.3% in the Senate. In 2020, Egyptian women held 45% of all government jobs, which is high compared to the global average of 32%. On another front, the representation of women on the boards of directors of banks increased to 12% in 2019 compared to 10% in 2018. In addition, in 2018, the percentage of women's representation in diplomatic posts was also relatively strong, standing at 24.8%.

Female unemployment also dropped from 21.4% on 2018 to 17.7% in 2020 despite the pandemic, although still worse than that of men at 6%. However, other indicators showed some deterioration, namely women's participation in the labor force which fell to 13.8% in 2020 from 16.4% in 2018 compared to a rise in male participation rate and despite the rise in educational attainment among women.





## (2) GOVERNMENT EFFORTS TOWARDS GENDER EQUALITY

### (2.1) Institutional Steps Towards Increasing Women's Participation in the Labor Force

There is a need for continuous institutional reform to promote gender equity in the workforce. One of the most recent and most significant steps was the announcement on the 2021 International Women's Day, that Egypt's State Council (one of its high courts) approved for first time the appointment of several female members to the council. Another institutional incentive is **Egypt's Gender Equity Seal**, established as far back as 2008, positioning Egypt as the first Arab country and the second globally to develop a certification program based on the success of the gender equality efforts. The Seal, revived in 2020, provides Egyptian companies with guidance on how to address challenges for women, such as access to work, wage inequities, and sexual harassment.

### (2.2) Promoting Financial Inclusion for Women

Another axis through which the GoE is tackling gender equality is economic empowerment through financial inclusion. The percentage of women who had bank accounts nearly doubled reaching **27%** in 2019, up from only 14% in 2014. In 2020, Egyptian women also received **51%** of the total loans directed to micro-businesses, with a default percentage not exceeding 1%. Moreover, in 2020, microfinance balances directed at women increased to account for **62%** of the total number of the beneficiaries of the microfinance schemes.

The Central Bank of Egypt (CBE) introduced several initiatives to integrate financially strained households and female micro, small and medium enterprise owners to be part of the formal financial system. Additionally, the CBE introduced a number of regulatory reforms to complement the government's initiatives towards promoting women's financial inclusion: (1) issuing guidelines to banks to collect and report gender-disaggregated data with the aim of tracking the progress of women's financial inclusion (2) unifying the definition of women-owned business, and issuing new mobile banking regulations, (3) launching a microfinance initiative that serves the unbanked and underbanked in Egypt, especially women.

## (3) CHALLENGES TO REDUCING GENDER INEQUALITY

Despite the ongoing efforts to address gender inequality institutionally, challenges of both social and economic nature continue to linger stalling progress, such as:

### Female Genital Mutilation (FGM):

Egypt has been directing special attention to the complete eradication of FGM through stern legal action, as well as raising awareness while propagating correct religious teachings. The National Committee for the Eradication of FGM was established in May 2019, including representatives of all relevant ministries, judicial authorities, Al-Azhar, the Egyptian Churches and civil society organizations, in cooperation with development partners. In early 2021, Egypt took a solid step towards FGM eradication as the Senate approved a bill amending some provisions of the Penal Code to toughen the penalty for FGM. That is in addition to the door-knocking campaigns launched by the National Council for Women aiming to eliminate FGM that were able to reach 13 million people.

### Informal Economy:

The participation of women in the informal sector is higher than in the formal sector. It is estimated that in 2019/2020, 40.9% of females' total non-agricultural employment is in informal employment. This means that more women suffer from job insecurity and unfriendly working conditions particularly for married women.

#### (4) PARTNERSHIPS TOWARDS GENDER EQUALITY

The GoE works hand in hand with national and international development partners to promote gender equality. Such work includes:

- **Joining the Equal Pay International Coalition:** The initiative is led by the ILO, UN Women, and the OECD. Egypt joined in early 2020 in order to promote gender equality and guarantee equal pay for equal work.
- **“Protect her from Circumcision” campaign:** Launched by the National Council for Women (NCW), the campaign reached 18 million people in 2020 alone. It aims at educating women and families in rural and urban areas on the dangers of this crime and the harm thereof to the wellbeing of girls.
- **Closing the Gender Gap Accelerator:** The Ministry of International Cooperation along with the NCW, World Economic Forum, and the private sector launched the “Closing the Gender Gap Accelerator” action plan in 2021. Egypt is the first country in Africa and the MENA region to launch this accelerator operating through a public/private model.

#### (5) COVID-19 IMPACT & GOVERNMENT RESPONSE

Female labor participation stood at 13.8% in 2019, with Egypt scoring **0.449** on the UNDP’s Gender Inequalities Index (GII) during the same year. While the COVID-19 pandemic is expected to have impacted men and women differently, it did not result noticeable differences with regards to these indicators across the different scenarios. Egypt estimates an improvement in the female labor force to reach **23%** and the **GII** to reach **0.367** by 2030, given its commitment to equality.

Egypt’s policy response to the pandemic involved a clear consideration towards women, for example:

- Exceptional leave was granted to pregnant employees or employees that cared for children aged 12 or less.
- A joint plan of action was devised between Ministry of Interior, NCW, and National Council for Motherhood and Childhood to tackle domestic violence against women and children during the pandemic as isolation could expose women and girls to more violence.
- Awareness campaigns were launched targeting women in 922 villages across Egypt, to raise their awareness on the potential COVID-19 transmission channels and the necessary precautionary measures.
- The “Women Executive Leadership” program, offered by the National Institute for Governance was sustained virtually during the pandemic.
- The Sustainable Innovation Lab which particularly targets the economic empowerment of women and those with special needs was also launched in 2021.

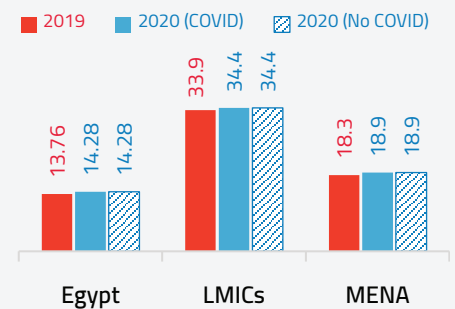
#### Examples of Private Sector Partnership Projects

##### LEAP Initiative - ATC Organization:

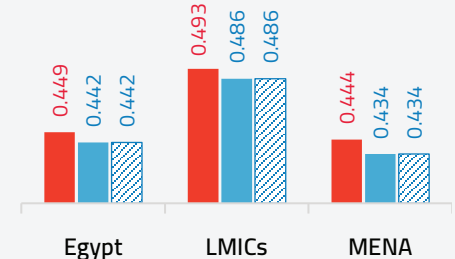
ATC, a social business, designed a Women’s Entrepreneurship Program named “LEAP” It presents women entrepreneurs with the needed tools to grow their businesses and reach their full potential. ATC conducted the second round of LEAP in 2019 with 17 women entrepreneurs completing the program. Between 2019 and 2020, 17 women have stronger business models and networks of support.

#### Effect of COVID:

##### Female Labor Force Participation rates %



##### Gender Inequality Index



Source: Pardee Center for International Future Studies (2021), Denver University

#### Horizon 2030 Projections

By 2030:	Business as Usual	With SDG Push
FEMALE LABOR FORCE PARTICIPATION	19%	23%
GENDER INEQUALITY INDEX	0.369	0.367



# SDG 6: CLEAN WATER & SANITATION

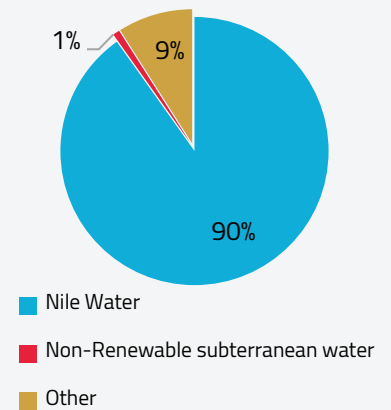
Indicator		Previous		Progress	
(6.1.1)	Proportion of population using safely managed drinking water services	90%	2015	96.9% ↑	2019
(6.2.1)	Proportion of population benefiting from proper management of sanitation services, including handwashing facilities with soap and water.	50%	2015	66.2% ↑	2019
-	Percentage of treated wastewater to total wastewater	50%	2015	68.7% ↑	2018

## (1) PROGRESS TOWARDS THE GOAL

Egypt has been exerting efforts to address water demands through the efficient management of its limited water resources. This comes at a critical time of an increasing need driven by the growing population, intensive agricultural activity, and various pressing challenges. About **90%** of Egypt’s water supply is dependent on the Nile river, with an annual share of around **55 m<sup>3</sup> billion**, not changed since 1954. The rest of the supply, about 0.5 m<sup>3</sup> billion, comes from non-renewable subterranean water. This leaves the country at a water deficit as it annually needs at least **90 m<sup>3</sup> billion** to satisfy national needs. Egypt’s annual per capita share of water declined to **570 m<sup>3</sup>** in 2018 which is below the international standards at 1000 m<sup>3</sup>. Thus, Egypt is vulnerable to changes in upstream conditions, the most pressing of which is currently Ethiopia’s plans to fill the basin of the Grand Ethiopian Renaissance Dam which largely threatens Egypt’s already strained water supply.

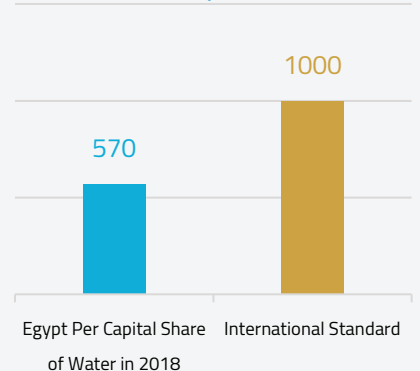
On the infrastructural front, noticeable progress has been made in access to drinking water (from 90% in 2015 to **97%** in 2019), access to sanitation (from 50% in 2015 to an estimated **70.6%** in 2019), and the proportion of treated wastewater (from 50% in 2015 to **68.7%** in 2019). Still, Egypt is aware of the imperative call for action necessary to ensure water security. The government devised a national plan to rationalize water and optimize the use of available resources through 2037 at **USD 50 billion** to provide alternative water sources, through desalination in coastal governorates, the establishment of groundwater extraction stations and the re-use of treated water. The plan also introduces efficient and technological irrigation systems as agriculture consumes the vast majority of Egypt’s water supply.

Sources of Egypt Water Supply



Source: Ministry of Water Resources and Irrigation

Egypt's per capita share of water (m<sup>3</sup>/year)



Source: Ministry of Water Resources and Irrigation

## (2) GOVERNMENT EFFORTS TO PROVIDE CLEAN WATER

### (2.1) Enabling Access to Drinking Water and Sanitation

Access to drinking water is already near universal levels. In FY 2020/2021, the GoE directed **25.9%** of the total public investments in the urban development sector to water and wastewater projects. Moreover, in 2020, the Ministry of Housing announced the completion of **295** projects for drinking water at a cost of ~USD 2.4 billion. The government also delivered sanitation services to **703** villages at a cost of ~USD 350 million. Egypt had embarked on a 10-year plan to spend ~USD 19 billion in extending and replacing outdated water pipelines. The proportion of the population benefiting from proper management of sanitation services, including handwashing facilities with soap and water rose from 50% in 2015 to **66.2%** in 2018.

### (2.2) Decreasing Water Loss and Encouraging Water Saving

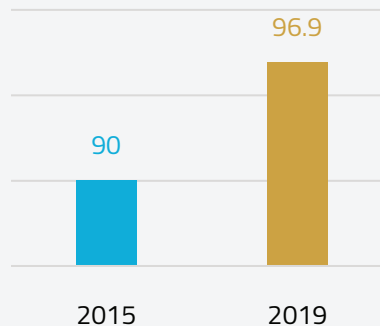
Parallel to improving access to water services and sanitation, enhancing water conservation has become critically essential. The treatment of wastewater and the reduction of the seepage loss of irrigation water is a key enabler to help meet the needs of the agriculture sector. In this regard the GoE worked on two parallel projects:

- 52 wastewater treatment plants are under construction in Upper Egypt, with a capacity of **418 million m<sup>3</sup>** per year. The percentage of treated wastewater to total wastewater witnessed a relative increase throughout the years to reach 68.7% in 2019. The largest wastewater treatment plant in the world was announced in 2020, the Bahr al-Baqar water station, with a capacity of 5 million m<sup>3</sup> per day. Treated water from the plant will be used to cultivate and farm around 342 thousand acres as part of the Sinai Peninsula Development Plan.
- In 2020, Egypt initiated the lining of irrigation canals project. The project will save **5 billion m<sup>3</sup>** of water per year with a plan to pave **20,000 km** of irrigation canals.

### (2.3) Utilizing New Water Resources

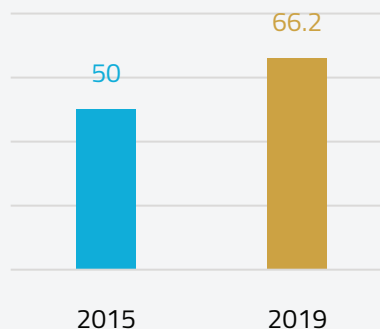
Egypt has also been expanding the utilization of new water sources. A top priority in recent years for Egypt is the expansion of desalination projects to combat water poverty. The urban development plan integrates total dependence on the desalination of seawater in the new coastal cities. In 2020, Egypt operated **58 desalination plants**, with a combined capacity of **440,000 m<sup>3</sup>** per day, and a further 39 desalination plants are under construction.

Proportion of population using safely managed drinking water services (%)



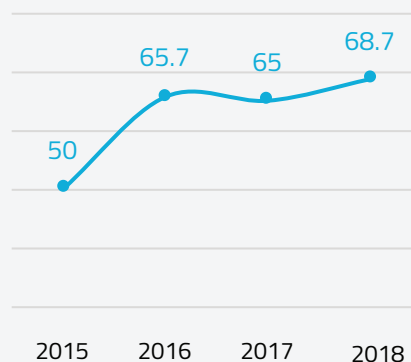
Source: CAPMAS

Proportion of population benefiting from proper management of sanitation services, including handwashing facilities with soap and water (%)



Source: CAPMAS

Percentage of treated wastewater to total wastewater (%)



Source: CAPMAS



### (3) CHALLENGES TO WATER ACCESSIBILITY

Without a doubt, The Grand Ethiopian Renaissance Dam (GERD) stands as the most pressing challenge threatening Egypt’s water security, as the Federal Democratic Republic of Ethiopia’s construction of GERD presents a direct threat to the source of 90% of Egypt’s water supply, the Nile River.

The dispute is not confined to being an environmental matter or a legal issue; it is an existential threat related to the survival of the Egyptian people for generations to come. A full decade has been spent in negotiations with Ethiopia in order to reach a fair agreement that achieves Ethiopia’s development objectives while limiting the damage that could happen to downstream countries; namely Egypt and Sudan. Nonetheless, Ethiopia has been taking unilateral measures without addressing the rights and interests of other countries.

If the filling process of the GERD is conducted in five years, as planned by the Ethiopian government, the accumulated water shortage at Egypt’s southern High Aswan Dam will increase by 92 billion m<sup>3</sup>, distributed over several years. It is worth noting that as previously mentioned, Egypt’s per capita share of water has declined to 570 m<sup>3</sup> per year in 2018 which is almost 50% below the international standards and puts Egypt below the level of water poverty. This does not only present a sustainability challenge to Egypt, but it presents a major threat to its national security.

### (4) PARTNERSHIPS TOWARDS CLEAN WATER AND SANITATION

The civil society and private sector enterprises in Egypt have continuously been key partners in efforts to rationalize water consumption and decrease water loss. For example, **Edita Food Industries** launched a water saving program with the company building two wastewater treatment plants in its facilities in order to comply with environmental laws and regulations of industrial water discharge with a total cost of USD 1 million. Edita’s total water consumption decreased by 2.1% in 2019 compared to 2018. Other initiatives focus on preserving the Nile river, such as the volunteer-based “**Very Nile**” initiative established in 2018 to clean the Nile from solid waste while raising environmental awareness.

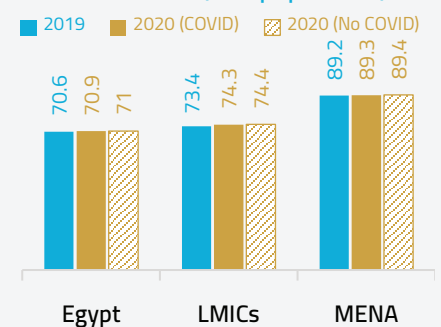
### (5) COVID-19 IMPACT & GOVERNMENT RESPONSE

As mentioned previously, access to improved water is effectively universal in Egypt, with more than **99%** of the population having access to improved water sources in 2019. However, access to improved sanitation lags behind at roughly **70%** in 2019. Little effects are noticed on these two indicators as a result of the pandemic.

Washing hands is the first line of defense against the spread of COVID-19, which is why the GoE worked towards facilitating access to clean water during the pandemic, deferring payments of residential and commercial utility bills including water. In November 2020, Egypt’s Holding Company for Water and Wastewater launched an online portal and smart app for water bills to allow customers to receive services smoothly and without the need for physical payment.

Looking towards Horizon 2030, the GoE commits to a strong policy push to accelerate progress in providing clean water and sanitation, improving sanitation access to reach an estimated **88.7%** by 2030, and keeping access to improved water sources at universal levels.

Effect of COVID: Access to Improved Sanitation (% of population)



Source: Pardee Center for International Future Studies (2021), Denver University

Horizon 2030 Projections

By 2030:	Business as Usual	With SDG Push
Access to Improved Sanitation (%)	<b>74.6%</b>	<b>88.7%</b>
Access to Improved Water Sources (%)	<b>98.2%</b>	<b>100%</b>



# SDG 7: AFFORDABLE & CLEAN ENERGY

Indicator		Previous	Progress
(7.1.1)	Percentage of population with access to Electricity (%)	99.2% 2015	99.7% ↑ 2019
(7.2.1)	Renewable energy share in total energy production (%)	7.9% 2018	8.8% ↑ 2019
-	Total generated Electricity (Billion KW)	173.46 2015	198.8 ↑ 2019

## (1) PROGRESS TOWARDS THE GOAL

In 2014, Egypt was suffering from a deficit in terms of electricity. A daily shortage of **6,000 MW** put pressure on electricity companies to conduct scheduled cutouts between different areas. Aware of the criticality of the situation, the Government of Egypt stepped up to address this critical challenge.

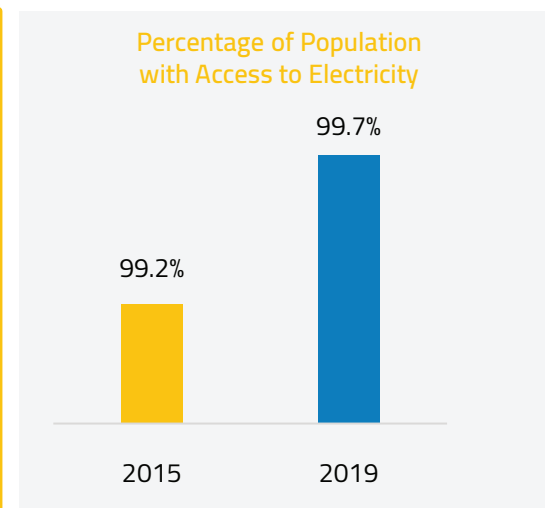
In 2015 the total capacity of power stations in Egypt was at 23,000 MW and since then, Egypt has more than doubled its capacity adding **28,000 MW**. Today, Egypt has a surplus in energy allowing it to become a regional exporter of power with around **19,000 MW** in daily reserves, and access to electricity, already at near universal levels, increased from 99.2% of the population in 2015 to **99.7%** in 2019.

In 2015, the “**Integrated Sustainable Energy Strategy 2035**” was launched aiming at increasing the total electricity production and boosting Egypt’s renewable energy output. As per the New and Renewable Energy Authority (NREA) in 2019 the target is to reach **20%** of the total energy produced by 2022 and an ambitious **42%** by 2035, with the introduction by then of the first nuclear power plant which will contribute by around 3%.

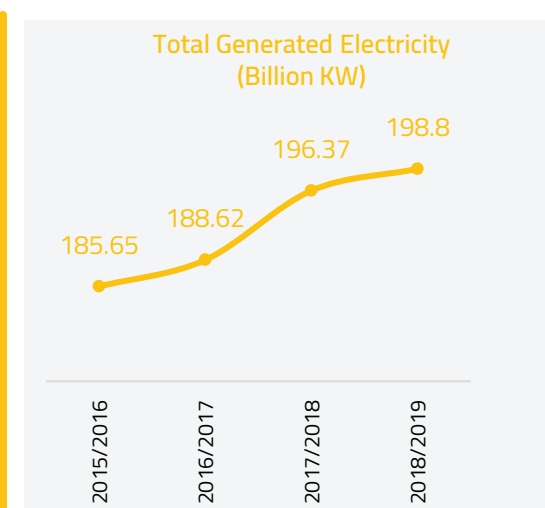
## (2) GOVERNMENT EFFORTS TOWARDS AFFORDABLE & CLEAN ENERGY

### (2.1) Increasing Electrical Capacity and Production

This notable progress mentioned above is a result of significant efforts in constructing 26 new electricity stations with a total capacity of 26,000 MW which represents 12 times more than the generated electricity from the High Dam. Three stations were built in partnership with **Siemens AG** providing a massive total capacity of **14,500 MW**. This increased the total generated electricity from 185.6 billion KW in 2015/2016 to **198.8 billion KW** in 2018/2019. In 2014, Egypt had only 18 power transmitting stations for the entire grid and since then 29 new stations have been constructed. Similar work is also ongoing to strengthen the transmission network by adding, replacing, and renewing overhead lines and transformer stations.



Source: CAPMAS



Source: Ministry of Electricity and Renewable Energy

## (2.2) Increasing Reliance on Renewable Sources

In addition to increasing the overall capacity of electricity generation, the GoE is also prioritizing clean energy, for which Egypt has significant potential. Between 2018 and 2019, the total electricity produced through **solar energy** increased from 0.529 billion KW to 1.465 billion KW (by 177%), and capitalizing on Egypt's high solar energy potential, in 2019, the Benban Solar Park was inaugurated. It is one of the world's largest solar energy production projects, constructed in cooperation with the private sector and is "expected to avoid 2 million tons of greenhouse gas emissions a year" according to the IFC World Bank Group.

As for **wind energy**, Egypt is working on the construction of the largest wind power plant in the MENA region in Jabal El-Zeit area in the Red Sea Governorate (east). Jabal El-Zeit project is expected to increase Egypt's wind energy capacity by 18%.

Regarding the leaps that have been taken in **nuclear power**, the GoE, in partnership with the Russian Company Rosatom, is working on the construction of a nuclear power plant in Al-Dabaa in Matrouh Governorate (northwest). The first unit of this project is planned to enter force in 2026.

## (2.3) Turning Egypt into a Regional Energy Hub

As Egypt develops its electricity capacity and increases the share of renewables, the next step looking outwards and commercially capitalizing on this realized potential through transforming to an energy hub. Now with an energy surplus, the GoE initiated electrical interconnection projects to export electricity and assist in meeting neighboring countries' electricity demand. In 2020, the linkage line with **Sudan** project was initiated. This comes in addition to the electrical interconnection projects with the **Kingdom of Saudi Arabia, Cyprus, and Greece** which are already planned and set to start implementation in 2021. This will turn Egypt into a regional energy hub in the Middle East along with the new Natural Gas discoveries in the Mediterranean.

## (3) PARTNERSHIPS FOR AFFORDABLE & CLEAN ENERGY

The GoE has encouraged rationalizing energy and increasing dependency on renewable energy sources as primary sources for electricity generation. Many enterprises started committing to long term strategies for rationalizing energy consumption. For example, in 2019, **Edita Food Industries'** E07 plant recorded a considerable 7% drop in its electricity consumption compared to 2017 due to its execution of compressor efficiency projects and its plant-wide switch to LED lighting.

Other private sector companies started providing the service of installing Solar PV plants at homes and enterprises after the GoE issued the feed-in tariff law which regulated the usage of solar panels for residential and non-residential properties. **KarmSolar** is one of the Egyptian private sector leaders in this field. One of their latest projects was in 2019 with Cairo3A Poultry company, one of the country's main conglomerates in agriculture, poultry production and grain trading, to supply around 100 MW of electricity from a solar power plant it will build.

## (4) COVID-19 IMPACT & GOVERNMENT RESPONSE

Thankfully, as the COVID-19 lockdowns hit the world economy, the challenges of availability and accessibility of electricity in Egypt had already been addressed over the past few years. Therefore, the GoE focused on the affordability of energy to help mitigate the economic repercussions of the pandemic on businesses. A decision was reached to reduce the prices of electricity for industry and high and medium ultra voltage. That is in addition to consolidating and reducing the price of natural gas for industrial use.






*In addition to jump-starting economic growth, the Benban project will help Egypt curb its carbon footprint. The entire complex is expected to avoid 2 million tons of greenhouse gas emissions a year, the equivalent of taking about 400,000 cars off the road.*



- Andrew Raven, IFC World Bank Group | Oct 2017

### Renewable Energy Generation Projects

	Cost \$ billion	Capacity MW
 <b>BENBAN</b>	<b>2.5</b>	<b>2000</b>
 <b>JABAL EL-ZEIT</b>	<b>0.77</b>	<b>580</b>
 <b>AL-DABAA</b>	<b>28.7</b>	<b>4800</b>

Source: Egypt's Projects Map

On another front, the selling prices of natural gas to electric power plants were fixed at USD 3 per million thermal units, and customer service fees are fixed at the same rates applied for the fiscal year 2020/2021 during the next five years. Moreover, since 2015, Egypt has been gradually reducing energy subsidies for domestic use and the plan was to complete the final phase by FY 2021/2022. However, the Government extended the timeframe till the end of 2024/2025 in order to support in alleviating economic and budgetary difficulties on households during the pandemic.

Egypt is embarking on a very ambitious journey to increase the proportion of renewable energy sources in electricity generation. By 2030 in the COVID scenario, the proportion of renewable energy is expected to reach 30% in 2030. However, with the SDG push the proportion is expected to increase to reach **32.5%** in 2030. Today, Egypt is exploring many options to provide clean and affordable energy, and throughout the upcoming years more renewable sources will be introduced such as Nuclear Energy and Green Hydrogen.

#### Horizon 2030 Projections

By 2030:	Business as Usual	With SDG Push
PROPORTION OF RENEWABLE ENERGY SOURCES IN ELECTRICITY GENERATION	<b>30%</b>	<b>32.5%</b>



# SDG 8: DECENT WORK & ECONOMIC GROWTH

Indicator		Previous		Progress	
(8.1.1)	GDP Growth Rate	4.23%	2016	3.57%↓	2019/20
(8.5.2)	Unemployment Rate	11.3%	Q4 2017	7.2%↓	Q4 2020
(8.6.1)	Proportion of youth not in employment:				
	20-24 age group	28.4%	2018	18.2%↓	2020
	25-29 age group	19.8%	2018	10.5%↓	2020
(8.9.1)	Total Tourism Revenue as percent of GDP	4.2%	2019	2.7%↓	2020

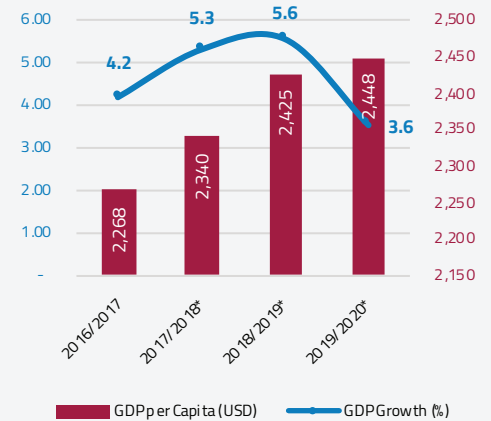
## (1) PROGRESS TOWARDS THE GOAL

Egypt has demonstrated sound economic progress over the past three years, garnering the fruits of the reform program launched in 2016. The program constituted bold and critical macroeconomic measures to stabilize the economy and boost growth.

Egypt's progress appears in many performance indicators such as GDP growth from 2017 to 2019, which reached a high of 5.6% in 2018/2019. GDP per capita reached **USD 2,448** in 2019/2020. Egypt has also managed to curb inflation to reach 5.3% in 2019/2020 down from 13.3% in 2018/2019. Additionally, foreign exchange reserves recovered to cover more than **8.1 months** of imports in January 2021 compared to 5.5 months in January 2017.

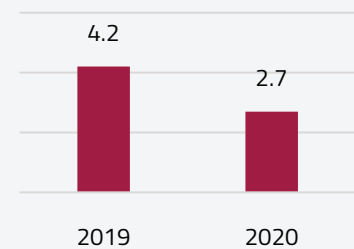
Despite the macroeconomic stability and high growth, the COVID-19 pandemic caused a setback in Egypt's GDP growth trajectory reaching 3.5% 2019/2020 compared to an initially projected growth rate of 5.8% in 2019/2020, and 6% in 2020/2021. In particular, the tourism sector went down to 2.7% of total GDP especially with the high level of uncertainty compared to 4.2% in the previous year. However, as mentioned in section 4, Egypt remained one of very few countries worldwide and the only country in the MENA region to register positive growth rates in 2020 despite repercussions of the pandemic.

GDP Per Capita USD (GDP Expenditure Constant Price) & GDP Growth



Source: MPED

Total Tourism Revenue as percent of GDP



Source: Central Bank of Egypt

## (2) GOVERNMENT EFFORTS TOWARDS A RESILIENT ECONOMY

### (2.1) Reducing Unemployment

Unemployment decreased from 11.8% in 2017 to reach 7.9% in the year 2019. Despite the COVID-19 pandemic, the single-digit unemployment was maintained during 2020, increasing in Q2 to 9.6% but returning to its downward trajectory to reach 7.2% in Q4.

### (2.2) Empowering Egyptian Micro, Small and Medium Enterprises

In Egypt, MSMEs are large in numbers, diverse in type of business, and are spread nationwide. Egypt has been giving special attention to MSMEs, given its critical role in different sectors and as main source of employment in the country. According to the economic census of 2017/2018, the number of MSMEs is estimated at **3.6 million** establishments, with 9.7 million people working in this sector (37% of total employed persons) and production of ~USD 108 billion.

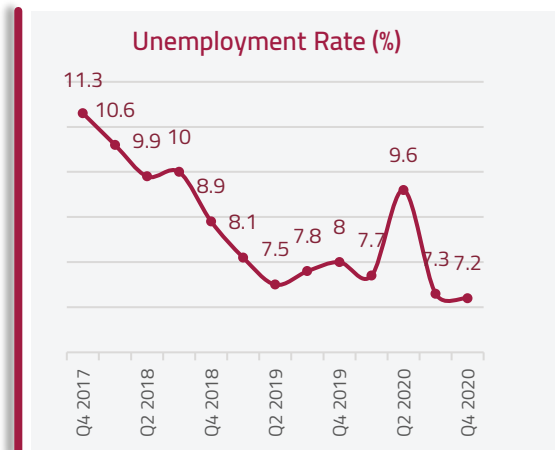
With financing being the biggest challenge to MSMEs worldwide, the GoE has taken several serious measures supporting their funding by launching initiatives to provide them with opportunities and credit facilities:

- On 21 February 2021, the CBE directed banks to increase financing directed to SMEs from 20% to **25%** of banks' credit facilities portfolio. This is expected to lead to an additional **USD 7.4 billion** injection into this vital sector by the end of December 2022. Funding will be made available to more than **120,000** companies and establishments, which would create and maintain about one million jobs.
- The Ministry of Social Solidarity launched the "Forsa" (Opportunity) program which aims at empowering the beneficiaries of the Takaful and Karama cash transfer program and additional vulnerable groups through establishing their own MSMEs and include them in value-chains that ensure sustainable income for them.

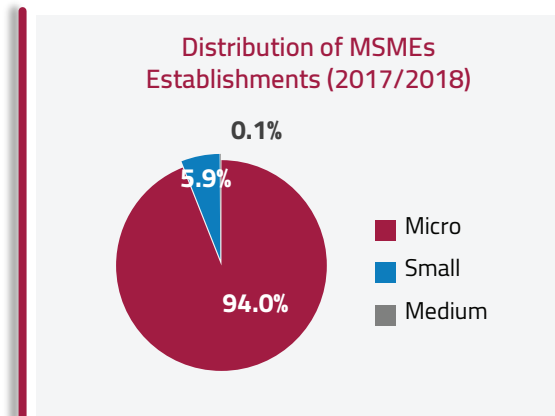
## (3) CHALLENGES TO SUSTAINABLE ECONOMIC GROWTH

While Egypt spared no efforts in the journey towards establishing a strong and resilient economy, some key challenges remain such as:

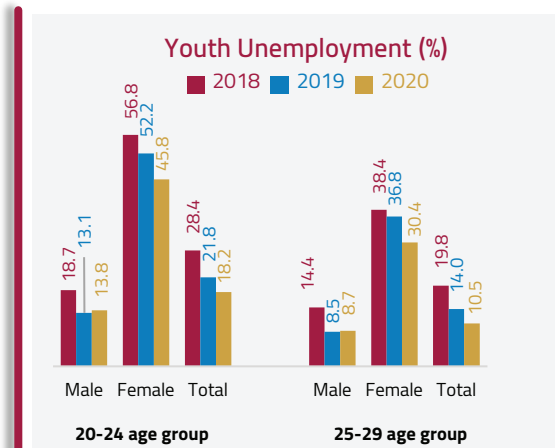
**Youth Unemployment:** Despite the noticeable improvement in general unemployment rates since 2017, high youth unemployment still persists. The age group (18-29 years) represents 21% of the population. During 2020, unemployment rates was **18.2%** in the 20-24 age group and **10.5%** for the 25-29 age group. While these rates constitute a commendable decrease from 2018, they are noticeably high compared to a general unemployment of less than 8%. Unemployment is also significantly higher among young women, reaching **45.8%** in the 20-24 age group in 2020 and **30.4%** in the 25-29 age group during the same year.



Source: CAPMAS



Source: CAPMAS



Source: CAPMAS

**The Informal Sector:** The informal sector also poses another major challenge to the economy. Informal employment is defined by individuals who do not have social insurance, which accounts for 55.3% in 2020 of total employment compared to 52% in 2018.

#### (4) PARTNERSHIPS FOR ACHIEVING DECENT WORK AND GROWTH

In line with government efforts, several initiatives were launched by the civil society, private sector, and international development partners, to promote financial inclusion, support MSMEs, and advance economic empowerment.

##### PROMOTING FINANCIAL INCLUSION

The Nile Pioneers Initiative was launched in 2019, sponsored by the **Central Bank of Egypt and in partnership with Nile University**. The initiative aims to enable youth to act as a catalyst to carry out and develop projects on a nationwide scale.

Enablers Platform for Technical Support was launched in cooperation with the **German Development Agency (GIZ) and the Egyptian Banking Institute**. The digital platform aims at providing non-financial and consulting services required by startups and small businesses in 6 areas: legal advice, accounting and taxation, human resources, marketing, qualification for export, government procurement.

##### SUPPORTING MSMEs

Through the **UNDP-MSMEDA** (Micro, Small, and Medium Enterprises Development Agency) partnership, MSMEDA's loans for financing MSMEs reached 526,858 micro and small-sized enterprises and created around 802,434 job opportunities. 48% of the beneficiaries of the project were women while benefits were also directed to youth as 45% of beneficiaries were in the age group 20 to 35 years old. The collaboration extended to building people's capacities to run their own projects as between 2017 and 2019, MSMEDA held 510 training workshops on entrepreneurship which benefited at least 11,947 participants.

##### STRENGTHENING ECONOMIC EMPOWERMENT

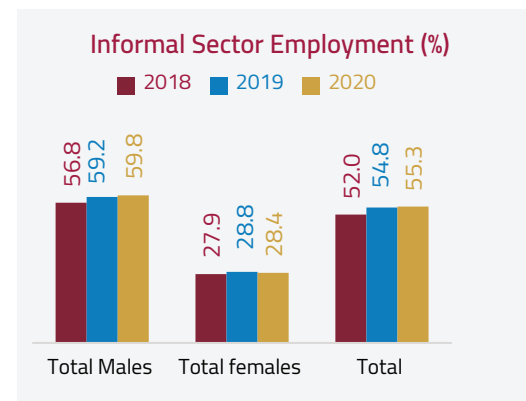
Economic empowerment is constantly being promoted through different on-ground projects by the civil society and private sector. One of such projects is by **Plan International Egypt** development organization that aims to help young men and women (15-18 years) have sufficient income and resources to sustain productive lives and achieve self-reliance through building appropriate skills, knowledge and transition to decent work of their choosing.

#### (5) COVID-19 IMPACT & GOVERNMENT RESPONSE

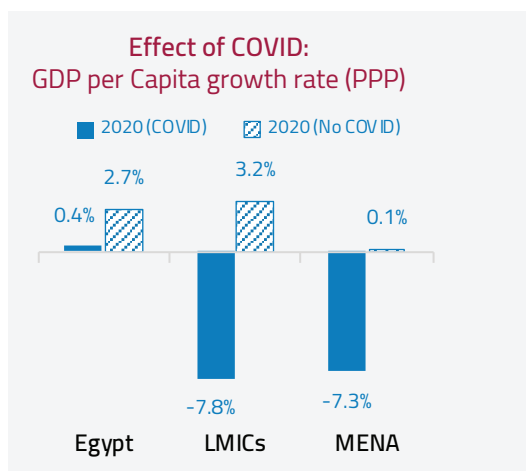
COVID-19 impacted the global economy triggering the deepest economic recession in nearly a century. In line with the global economy, the pandemic has reduced economic growth in Egypt, although not significantly. Egypt's GDP per capita growth for 2020 has dropped to 0.4%, as opposed to 2.1% without COVID.

Economic performance has exceeded expectations despite the pandemic due to many factors including the GoE's swift, balanced, and comprehensive response tailored in stimulus package, monetary policy response, targeted initiatives and other efforts mentioned perviously in [chapter 4](#).

The government has also introduced multiple policies to support the most affected economic sectors in maintaining operations and retaining their workforce. In support of SMEs, loan installments were deferred for small business owners in various sectors (industrial, commercial, agricultural, services) until their circumstances



Source: CAPMAS



Source: Pardee Center for International Future Studies (2021), Denver University

stabilize. Special care was also given to the tourism sector and its employment which included granting credit facilities to cover operation cost. Credit was also extended to tourism projects worth **~USD 3.2 billion** at reduced interest payments.

Decisions on the fiscal front included waiving late fees on income tax, VAT, customs tax, real estate tax, and other state dues. A temporary COVID-19 tax of 1% was levied on salaries and 0.5% on state pensions, as the proceeds of which are earmarked for sectors and SMEs most affected by the pandemic.

After an expected pandemic-induced short-term dip, continued economic reforms could push GDP per capita to grow to **5%** by 2030. Informal employment is estimated to follow a decreasing trend from 2019 to 2030, dropping to reach **44%** by 2030 as a result of Egypt's continued efforts towards inclusion and decent work for all.

#### Horizon 2030 Projections

	2025	2030 SDG Push
GDP PER CAPITA GROWTH RATE (PPP)	<b>4.2%</b>	<b>5%</b>
INFORMAL EMPLOYMENT (% of total labor force)	<b>50%</b>	<b>44%</b>





# SDG 9: INDUSTRY, INNOVATION, & INFRASTRUCTURE

Indicator		Previous		Progress	
(9.2.1)	Non-oil manufacturing value added as percentage of GDP	12.25%	2015	11.7%↓	2020
	High-technology exports as proportion of manufactured exports	0.8%	2015	3%↑	2019
	Share of SMEs in manufacturing exports	6%	2015	10%↑	2020
(9.5.2)	Researchers (in full-time equivalent) per million inhabitants	672.9	2015	686.7↑	2018
	Global Competitiveness Index: Transport Infrastructure Rank	56	2017	44↑	2019
	Global Competitiveness Index: Utility Infrastructure Rank	70	2017	64↑	2019

## (1) PROGRESS TOWARDS THE GOAL

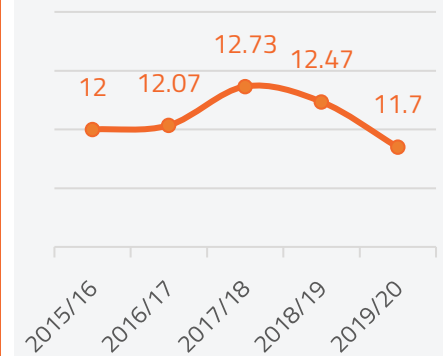
Egypt has been directing notable attention to unleash its competitive economic abilities through resilient infrastructure, sustainable industrialization, and fostering innovation.

With regards to infrastructure, Egypt has made notable progress over the past few years in upgrading its transport, utility, and communications/digital infrastructure. This progress is reflected in Egypt's ranking in global indices such as its ranking in the Global Competitiveness Index's "Transport Infrastructure" climbing from 55<sup>th</sup> in 2017 to 44<sup>th</sup> in 2019, and "Utility Infrastructure" climbing from 70<sup>th</sup> to 64<sup>th</sup> over the same years. As for the communications infrastructure, Egypt advanced 55 places in one year on Oxford Insights' 2020 Government Artificial Intelligence Readiness Index, ranking 56<sup>th</sup>.

As for industry, the value added of non-oil manufacturing as percentage of GDP witnessed a decline over the past few years reaching 11.7% in 2020 from a high of 12.7% in 2018. On the other hand, high technology exports' share of manufactured exports witnessed a noticeable increase in 2019 reaching 3% although still below aspirations. Small and medium enterprises are leading the way in high technology industries and services with numerous ICT startups. Their share in manufacturing exports also witnessed an increase from 6% in 2015 to 10% in 2020.

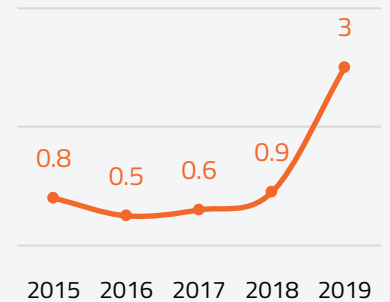
On the innovation front, Egypt's rank in the Global Innovation Index jumped ten ranks from 2017 and three ranks from 2018, reaching the 92<sup>nd</sup> place in 2019. In 2020, however, its ranking dropped 4 places to 96<sup>th</sup> although still with notable achievements in several sub indicators such as "Trade and Competition" reaching 62<sup>nd</sup> in 2020 from 124<sup>th</sup> in 2015, "Business Environment" reaching 84<sup>th</sup> from 105<sup>th</sup>, and the "Investment" indicator increased from 138<sup>th</sup> to 85<sup>th</sup> over the same years. Egypt's Innovation, Digitization & Entrepreneurship international portfolio stands at USD 1 billion through 34 projects.

Non-oil manufacturing value added as percentage of GDP(%)



Source: Ministry of Planning & Economic Development

High-technology exports as % of manufactured exports



Source: UN Comtrade database

## (2) GOVERNMENT EFFORTS TOWARDS INDUSTRY, INFRASTRUCTURE, AND INNOVATION

### (2.1) Infrastructure

- A Focus on Resilient Infrastructure

Infrastructure has long been recognized by the GoE as an important driver for economic growth in Egypt. Almost USD 106.25 million were spent on infrastructure over the past six years. Public investments dedicated to the transportation & logistics sector alone grew by 101% in 2020/2021 from just the previous, and similarly those dedicated to construction grew by 95%.

Egypt has significantly improved the quality of its trade and transport infrastructure with projects aiming to massively upgrade the highways connecting Cairo to different cities and reducing chronic congestion. It is currently undertaking a major program of transport infrastructure development works which will see a total of 7,000 km of roads being constructed at an estimated cost of roughly USD 9.8 billion.

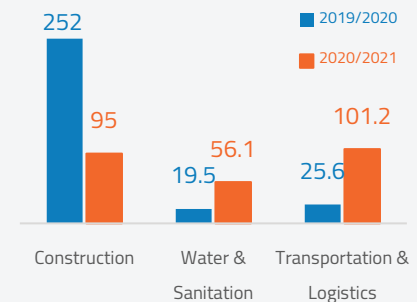
Consequently, the World Economic Forum's Global Competitiveness Report showed that Egypt has improved its ranking in several infrastructure indicators since 2015 including Transport Infrastructure, Road Connection, Quality of Road, and Utility Infrastructure.

- A Boost of Megaprojects

Megaprojects are another way through which the GoE is accelerating the upgrade of the national infrastructure. Currently, 25 megaprojects are underway with a total budget of EGP 162 billion (~USD 10.34 billion) tackling mainly 7 sectors and taking place in all 27 governorates. The megaprojects include: the New Administrative Capital, the national project for social housing, expanding the establishment and development of industrial complexes, railway network, and development of the Suez Canal axis. It also includes establishing 9 new cities (4th generation cities) to accommodate for the growing population.

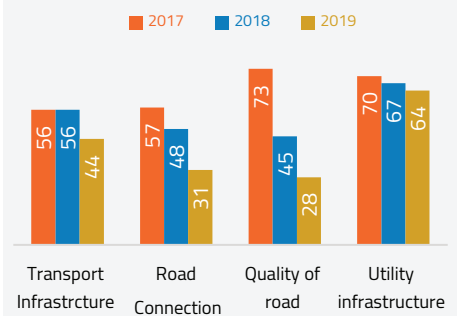
The megaprojects possibly contributed to cushioning the negative impacts of the COVID-19 pandemic on the Egyptian economy, creating a plethora of opportunities as the projects involved 1,000 companies and nearly two million Egyptian workers. The housing projects alone managed to secure 800,000 job opportunities for youth. Furthermore, the majority of the megaprojects were lucky to be in sectors comparatively less affected by the pandemic with 32% on Housing and 27% on Transport compared to just 3% in Tourism, a sector highly affected by the pandemic.

### Growth of Public Investments in Infrastructure (%)



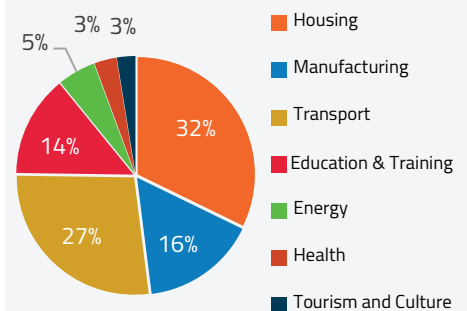
Source: Ministry of Planning & Economic Development

### Global Competitiveness: Infrastructure Ranking



Source: World Economic Forum

### Megaprojects Sectors (2020/2021)



Source: Ministry of Planning & Economic Development



## (2.2) Industry

- **Advancing Industrialization through the National Structural Reform Program (Second Phase):**

As previously mentioned in [section 4.2](#), after a successful first phase, which was primarily focused on a macro-fiscal dimension, the GoE launched the Second Phase of the National Structural Reform Program in 2021. The second phase focuses on boosting Egyptian industrialization in three main sectors: Manufacturing, Information and Communication Technology (ICT), and Agriculture, which combined account for a contribution to GDP of 26% in 2019/2020. The target is to raise this contribution to **30% - 35%** by 2023/2024. Efforts are focused on many aspects such as: increasing competitiveness of local products, improving their integration in global value chains, and improving the digital infrastructure.

- **Supporting Industrialization through Industrial Complexes and Cities:**

The GoE also sought to support the industrialization infrastructure through Industrial Complexes and Cities, which would increase productivity, efficiency, and economies of scale. During the past 6 years, 17 industrial complexes were established in 15 governorates nationwide providing **43,000** new direct job opportunities for young people. Additionally, in the past 2 years, Egypt has established 3 of the most important industrial cities. The largest city for the furniture industry in Damietta was inaugurated in 2019, serving a key economic sector in Egypt to meet the needs of the local market and direct its production for export. Egypt also completed the first and second stage of Rubiky Leather Project which aims to bring all leather tanneries in one place to become an integrated city for leather manufacturing. Moreover, a textile city is under construction in Sadat City in partnership with China to become the biggest city for textile manufacturing.

## (3) PARTNERSHIPS FOR ACHIEVING SUSTAINABLE INDUSTRY, INFRASTRUCTURE, AND INNOVATION

Partners from the private sector, civil society, academia, and international organization have great innovative capacities through which they constantly contribute to sustainable industrialization and innovation fostering.

### Chito Shrimp:

The social enterprise 'Chito-Shrimp' (originally by **Al-Azhar University students**, now sponsored by **Orascom Development**), benefited over 250,000 Egyptians and directly benefited 8,500 through repurposing of shrimp shells. The project established 100 spice production units to produce organic spices from shrimp, making organic fertilizers from shrimp waste, and recycling a whole 53 tons. The project also established 8 educational hubs to teach fishermen how to cultivate shrimp, created 20 shrimp farms. The team invented a mask with the shells' chitosan nanoparticles to protect around 5,000 doctors & nurses from COVID-19.

### Central Bank of Egypt Innovation boost:

The CBE is hosting COVID-19 innovation sprint in collaboration with **FSD Africa**, a specialist development agency, aiming to refine already-existing FinTech solutions that directly address pandemic-related problem in the banking and the financial sectors. The CBE has also launched the FinTech academy for startups training in collaboration with **German Development Agency (GIZ)**.

### Innovative Public Disinfection:

**Assiut Cement Company (CEMEX)** came out with a novel idea to help minimize the spread of COVID-19. The team developed an engineered disinfection solution that caters for widespread areas through modifying a stationary industrial fog canon and fixing it on mobile equipment. In coordination with Assiut Governorate, CEMEX disinfected the roads and alleys of Assiut. Activities were performed in presence of representatives from CEMEX's Operations, Safety & Security departments to ensure the process is safely carried out.

#### (4) COVID-19 IMPACT & GOVERNMENT RESPONSE

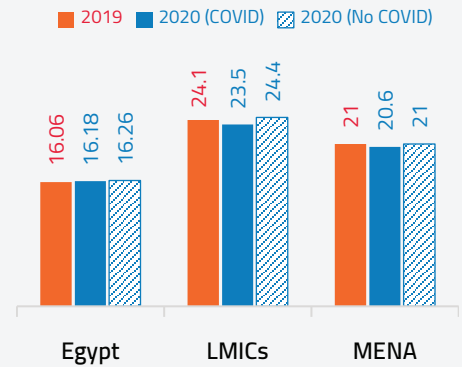
The pandemic's impact on various Industry, Innovation, & Infrastructure indicators for Egypt is considerably minor. Growth in total manufacturing value added is slowed slightly due to COVID-19 reaching **16.18%** in 2020 instead of 16.26% in case of a No COVID scenario. Fixed broadband subscriptions remain unaffected by in the short-term increasing from 6 per 100 people in 2019 to **6.5** in 2020.

However, this is not to say that industry in Egypt was not affected by COVID-19. The GoE took several major decisions to support the industries most affected by the pandemic-induced closures, drop in aggregate demand, and disruptions in supply chains. Energy costs were lowered for the entire manufacturing sector, real estate tax relief was provided for the industrial and tourism sectors, subsidy pay-out for exporters was stepped up, and discounts on fuel price were introduced for the aviation sector. Support was also extended to Special Economic Zones, exempting their exports from value-added tax.

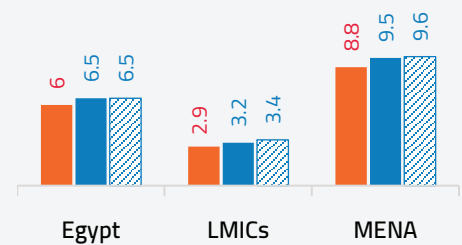
The government took further measures to incentivize banks to provide credit to the private manufacturing sector by issuing guarantees worth **USD 6.3 billion** to banks through the Credit Guarantee Company. The European Bank for Reconstruction and Development supported the GoE by providing a fund of USD 100 million to be given as credit for private sector small and medium enterprises in Egypt which are considered a key driver for the national economy.

The long-term path to 2030 leaves opportunity to strengthen policies and achieve progress. With a strong policy push Egypt's non-oil manufacturing value added as a percentage of GDP is projected to increase reaching **25%** by 2030. Access to fixed broadband is projected to also expand under an SDG Push scenario.

**Effect of COVID:**  
Value added by manufacturing (total) as a percent of GDP (%)



**Fixed Broadband subscriptions per hundred people**



Source: Pardee Center for International Future Studies (2021), Denver University

#### Horizon 2030 Projections

By 2030:	Business as Usual	With SDG Push
NON-OIL MANUFACTURING (% of GDP)	<b>18.86</b>	<b>25</b>
FIXED BROADBAND SUBSCRIPTIONS (per 100)	<b>13.7</b>	<b>17.4</b>



# SDG 10: REDUCED INEQUALITIES

Indicator	Previous		Progress	
Real GDP per Capita PPP (USD thousand)	11	2017	11.8 ↑	2019
Growth Rate of Household Income (%)	<i>from 2015/16 to</i>		<i>From 2017/18 to</i>	
Total	33.2	2017/18	14.3	2019/20
Urban	30.5	2017/18	16.3	2019/20
Rural	36.1	2017/18	13.3	2019/20
Growth Rate of Household Expenditure (%)	<i>from 2015/16 to</i>		<i>From 2017/18 to</i>	
Total	40	2017/18	15.2	2019/20
Urban	32.3	2017/18	19	2019/20
Rural	48.6	2017/18	12.3	2019/20
Poverty Rates (%)				
Total	32.5	2017/18	29.74 ↓	2019/20
Urban	24.58	2017/18	22.95 ↓	2019/20
Rural	38.39	2017/18	34.78 ↓	2019/20

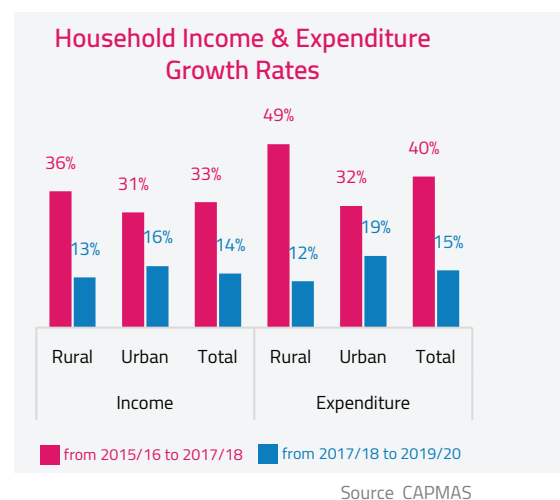
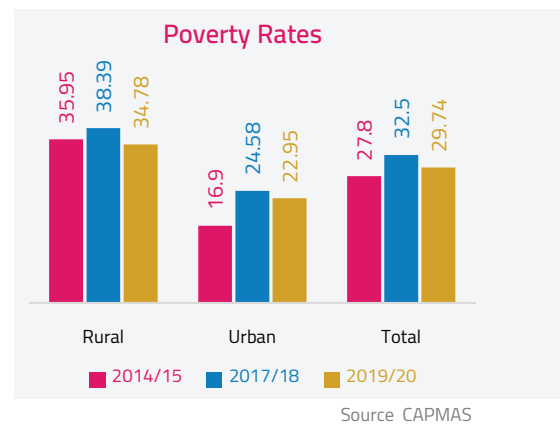
## (1) PROGRESS TOWARDS THE GOAL

Social justice and reducing all forms of inequality are embedded by design in all of Egypt’s developmental efforts. In fact, a key pillar of Egypt’s 2030 is Social Justice and Equality, emphasizing equal opportunity for all regardless of gender, religion, race, age, disability, income-level, or geographic location. Over the past few years, noticeable progress was reached in promoting poverty reduction, gender equality, and equal access to essential services.

There is also progress over the past three years in reducing the urban/rural economic divide. Poverty rates in rural areas dropped faster than in urban areas from 38.4% in 2017/2018 to **34.78%** in 2019/2020, a 3.6 percentage points decrease compared to a **1.6** percentage point decrease in urban areas. This meant shrinking the difference between poverty in rural vs urban areas from 13.8 percentage points to **11.8** points.

However, regional inequalities still persist, as household income during the period 2017/2018 to 2019/2020 grew by **16%** in urban areas compared to **13%** in rural areas. Household expenditure as well grew more in urban areas by **19%** than in rural areas **12%**.

Policies undertaken by the GoE reflect Egypt’s commitment to empower all its citizens and remove all forms of discrimination through reducing the various forms of inequalities.





## (2) GOVERNMENT EFFORTS TOWARDS REDUCING INEQUALITY

### (2.1) Reducing Income Inequality

**Subsidies:** Efforts towards poverty reduction are not limited to social safety nets but also include food, electricity, and gas subsidies, all of which contribute to reducing income inequalities as it estimated that poverty rates (currently at 29.7%) would increase by over 10 percentage points to 40% without these subsidies.

**Minimum Wage:** Other than subsidies, Egypt raised the monthly minimum wage for public sector employees by 100% since 2014. The first increase was by 66.7% in April 2019, and the second was in March 2021 by a further 20%. This raise has increased the monthly minimum wage to an equivalent of USD 153 in 2021 from USD 77 in 2014.

**Progressive Taxation:** In addition to raising the minimum wage, in May 2020, a new progressive tax rate for income tax (Law no. 26 of 2020) was issued to improve progressive taxation for individual income tax. The rates depend on the taxpayer's level of annual income, with the new law raising the exemption threshold to reduce the tax burden on the lower income brackets.

### (2.2) Removing All Forms of Discrimination within Government

In order to ensure inclusiveness in government entities, in 2021, the GoE worked on the establishment of “Equal Opportunities Units” in 34 ministries and government entities. The Equal Opportunities Units are entrusted with: (1) preparing databases of each entity's employees, (2) enumerating & studying problems that any employee is exposed to as a result of qualitative discrimination, (3) proposing solutions to these problems.

### (2.3) Localizing Development to Reduce Geographical Inequalities

In 2021, an EGP 500 billion (~USD 32 billion) fund was allocated for developing 4,500 villages across the country over the span of 3 years in synergy with *Haya Karima's* (Decent Life) second phase targets. The initiative attempts to support local areas most in need, in addition to capitalizing on local competitiveness thereby reducing internal migration to large cities in search for opportunity & better life and further closing the urban/rural gap.

### (2.4) Promoting Gender Equality

As discussed in SDG5, Egypt has taken active steps towards women empowerment with improvements in women's unemployment rates, bank account ownership, access to credit, and women entrepreneurship in small and micro enterprises. Women representation and leadership also witnessed significant progress in the judiciary, executive, and legislative authorities.

### (2.5) Supporting Persons With Disabilities (PWD)

**Institutional Support:** The GoE established **The National Council for Persons with Disabilities**, tasked with the overall promotion, development, and protection of the rights of PWD. Law No. 200 of 2020 established the **Support Fund for Persons with Disabilities**. The Fund aims at providing protection and social development for PWD and to supporting them in economic, health, educational endeavors such as through scholarships as well as covering the costs of prosthetic devices and related surgeries.

**Social Protection:** Of the total number of enrolled direct beneficiaries of the “Karama” social safety net program, 68% were people with disabilities as of May 2021, which incorporated providing unconditional cash transfers to 1.2 million PWD, at an annual cost of EGP 5 billion (~USD 319 million). The Ministry of Social Solidarity has several other programs in which PWDs are direct beneficiaries supporting their education and employment. 5,196 PWDs have been employed in the private sector under various MoSS programs, with training and opportunities to be provided for 7,000 more in collaboration with the civil society.

### (3) PARTNERSHIPS TOWARDS REDUCING INEQUALITIES

The **Sawiris Foundation for Social Development**, in partnership with Star Care Egypt, has been integrating persons with disabilities in the job market through 2 key projects:

- The Inclusion of Visually Impaired Children into Schools in Cairo and Qena governorates, in cooperation with the **Development Association for Empowering Special Needs (DAESN)**, to empower 150 visually impaired persons in Egypt by providing them with the tools, knowledge, and skills needed to become fully integrated into modern day society.
- Creating Job Opportunities for Youth and Educational Opportunities for Children with Disabilities in collaboration with **Caritas Egypt**, the project consists of building the capacities of 280 young people with disabilities through training and providing them with job placement and follow-up support in the workplace.

### (4) COVID-19 IMPACT & GOVERNMENT RESPONSE

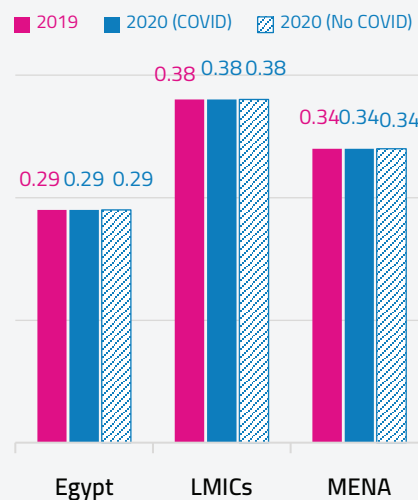
In 2019, Egypt's Gini Coefficient reached 0.29 which ranked Egypt in 2<sup>nd</sup> place MENA countries and 5<sup>th</sup> place among LMICs. COVID-19 has had negligible effect on the Gini coefficient under the assumption that a pandemic-induced reduction in economic activity overall actually results in lowering inequality just slightly. Still the GoE responded rapidly with policies that would stop various forms of inequalities from worsening as follows:

- **Supporting Egyptians with disabilities**, by launching an automatic testing of COVID-19 symptoms using chatbots in sign language through "Wasel" application for the deaf and people with difficulties in hearing alongside the "Tamkeen" website.
- **Supporting Egyptian expatriates**, with a committee headed by Ministry of State for Immigration and Expatriates Affairs to coordinate with authorities pertaining to Egyptians stranded abroad, and work on facilitating their return with them receiving due care and precautionary measures.
- Finally, Egypt has started the rollout of COVID-19 vaccines equitably with access for all citizens for free.

By 2030, a continued commitment towards reducing inequalities in Egypt results in a reduction in the Gini Coefficient for Egypt and thus better income equality, to a score of **0.275** compared to 0.296 in the "business as usual" COVID scenario.

*The Sawiris Foundation for Social Development has also been working on reducing geographic inequalities and promoting rural development through investing more than USD 1 million for job creation in rural areas, primarily in the New Valley and Upper Egypt governorates, which positively impacts the lives of more than 4000 people.*

#### Effect of COVID: Gini Coefficient



Source: Pardee Center for International Future Studies, Denver University

#### Horizon 2030 Projections

By 2030:	Business as Usual	With SDG Push
<b>GINI COEFFICIENT</b>	<b>0.296</b>	<b>0.275</b>



# SDG 11: SUSTAINABLE CITIES & COMMUNITIES

Indicator		Previous		Progress	
(11.1.1)	Proportion of Urban Population Living in Slums	10.6	2015	5.2 ↓	2019
(11.2.1) Proxy	Government Investments on roads and bridges (USD million)	894	2018	1,788 ↑	2020
(11.4.1)	Expenditure on Culture and Religion from total Government Expenditure	3.34%	2015	3.17% ↓	2020
(11.6.2)	Annual mean levels of fine particulate matter (PM2.5) (micrograms/m3)	126.02	2015	87 ↓	2019

## (1) PROGRESS TOWARDS THE GOAL

In 2020, the Government of Egypt (GoE) launched the first National Housing Strategy in the region in collaboration with UN Habitat. The strategy effectively guides the housing sector to fulfill the aspirations of access decent housing to everyone. It is set to unify the efforts of the different stakeholders working on the housing sector in Egypt. In the same year, the National Center for Spatial Data Infrastructure (NCS DI) was founded aiming at establishing an integrated national planning system and directing government investments and developmental work to the areas with the most urgent needs. The NCS DI is the outcome of integrating spatial information infrastructure into the Egyptian planning system which enables the government to prevent land encroachments and new informal settlements. Construction violation is an issue from which Egypt has suffered for some years, varying from possession and building on arable lands to design and construction violations. In 2019, a new Construction Violations Reconciliation Law came to force aiming at legalizing certain violations through reconciliation.

## (2) GOVERNMENT EFFORTS TOWARDS ESTABLISHING SUSTAINABLE COMMUNITIES

### (2.1) Eradication of Slums

Slums in Egypt are mainly located around urban cities and occupy around **38%** of the total built area in urban communities in 2019. Slums are divided into two main types; unsafe settlements constitute around 1% and unplanned settlements constituting around 37%. Between 2015 and 2020, the GoE spent **USD 2.3 billion** in the development of unsafe settlements, with **USD 20.3 billion** more expected to be spent in projects to develop unplanned settlements. This is in accordance with a three-phase plan that target eradicating all unsafe and unplanned settlements either by developing the targeted areas and enabling the inhabitants by providing clean water, sanitation, and electricity or by moving the inhabitants to another planned housing project. The project also aims at preventing the possibility of the emergence of any unplanned settlements which Egypt has already achieved as in the last three years, no new unplanned or unsafe settlements have been established. In 2019, the proportion of the urban population living in slums decreased from 10.6% in 2015 to reach only **5.2%**.

### Development of Unsafe and Unplanned Settlements

	UNSAFE	UNPLANNED
% of total Urban Area (2019)	<b>1%</b>	<b>37%</b>
developed areas	<b>298</b> out of 357	<b>52</b> out of 221
Total Beneficiaries	<b>350,000</b>	<b>400,000</b>

Source: Informal Settlement Development Fund



## (2.2) Building 4th Generation Cities

The current total inhabited land of Egypt represents only 7% of the total land area. Since 2018, Egypt has begun constructing 22 fourth-generation cities. The focus on fourth-generation cities comes as part of a vision to satisfy the growing population's need for sustainable cities, and offer housing, investment and job opportunities. The total land utilized for the new cities is 7.5% of the total land area which will raise the total inhabited area to **14.5%** once the cities are established.

## (2.3) Preserving Cultural Heritage

In addition to building cities for the future, the GoE has been working on preserving its national heritage. Egypt directed 3.2% of its total public expenditure in FY 2019/2020 to cultural and religious spending, a tally of more than 20 museums have been established or restored and more than a 100 archeological sites have been restored or developed in the past few years.

### Grand Egyptian Museum (USD 550 Million)

The Grand Egyptian Museum when completed will be the biggest archeological museum in the world containing more than 50 thousand artifacts. It is considered as one of the biggest cultural projects in the 21st century.



SCAN THIS QR CODE TO FIND OUT MORE ABOUT THE GEM

### National Museum of Egyptian Civilization (USD 255 million)

The first dedicated museum for the Egyptian civilization that showcases the development and various eras of Egyptian civilization from prehistoric times till the present with artifacts and monuments dating back to thousands of years.



SCAN THIS QR CODE TO FIND OUT MORE ABOUT THE NMEC

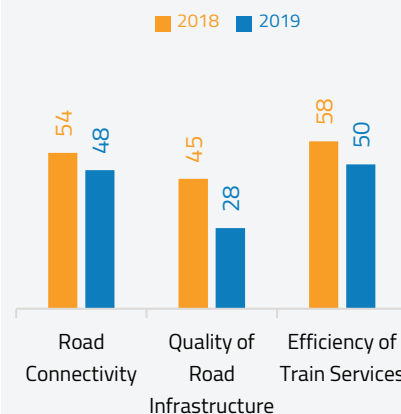
## (2.4) Upgrading the Roads Infrastructure

Being aware that infrastructure is a key enabler for development, Egypt increased its investments on roads and bridges by more than **90%** over the past three years to reach USD 1.79 billion in 2020 from USD 0.89 billion in 2018. The National Roads Project was initiated in 2015, it targets creating **7000 km** of new roads in 6 years with a budget of USD 11 billion. Supplementary work is also been done on enhancing the current road network by providing the required maintenance for **5000 kms** of existing roads. This work was reflected as Egypt's scores in the various transportation infrastructure-related indices such as "Road Connectivity" and "Quality of Road Infrastructure" under the Global Competitiveness Index, which witnessed a strong improvement in 2019.

## (2.5) Modern Railway Transportation

The GoE has also been working on improving the current railway network by adding more trains and renewing the old coaches. Two rail megaprojects are currently underway that will significantly decrease commute time and helps curb Egypt's carbon footprint: The **High-Speed Train**, a USD 23 billion project that establishes a new network with high-speed trains for passengers and cargo. And The **Cairo Monorail**, a USD 3.5 billion project that aims at constructing two fully automated and driverless Monorail lines, linking the suburbs of Greater Cairo & Giza as well as the Administrative Capital to the heart of Cairo.

### Global Competitiveness: Egypt's Scores in Transport Infrastructure (out of 100)



Source: World Economic Forum

It is also worth mentioning that the production of Egypt's **first locally assembled electric car (Nasr)** by El Nasr Automotive Manufacturing Company is planned by mid 2022, in partnership with China's Dongfeng Motor Industry Import & Export Co.

### (3) CHALLENGES OF SUSTAINABLE CITIES & COMMUNITIES

Despite the decreasing growth rate, the population of Egypt increased to reach 102.5 million people in 2020/2021 from 97.1 million in 2017/2018. With this growth rate, the population is projected to reach 180 million by 2052, putting Egypt amongst the top nine largest populations in the world by then. Challenges to sustainable and resilient cities include construction violations, loss of arable land and the continuous existence of slums and unplanned settlements which the GoE has been addressing in the past years as mentioned above. This dictates the need for directing resources to accommodate population growth and urbanization as well as convincing people to relocate by creating economic incentives in new cities. There is also a need for addressing such challenges in an equitable manner in different local regions with more focus on the most urgent. Thus, the government is prioritizing achieving spatial justice through developing public services and capitalizing on the economic resources of the different governorates.

### (4) PARTNERSHIPS TOWARDS SUSTAINABLE COMMUNITIES

The private sector and civil society both play a crucial role in the development of sustainable communities and most importantly preserving them. Recently, several institutions took the path of reducing their waste and turning to more eco-friendly organizations. One such institution is **Metro retail market** which replaced plastic bags with oxo-degradable bags in over 120 retail outlets. However, in 2019, becoming more aware of the dangers of oxo-degradable bags, reusable cloth bags was introduced instead with plans in 2021 to replace all bags with 100% biodegradable ones. The results was over 700 tons reduction in consumption of plastic bags which amounts to over 80 million bags per year.

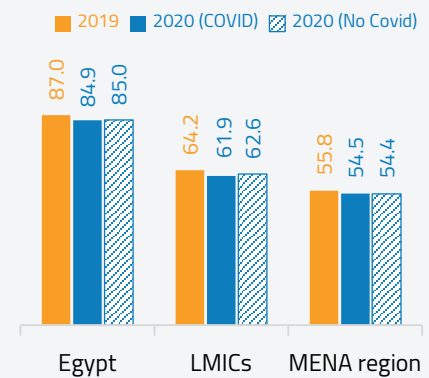
### (5) COVID-19 IMPACT & GOVERNMENT RESPONSE

The pandemic is expected to stall the gradual reduction of pollution raising pollution rates. Air pollution is measured by annual mean levels of fine particulate matter PM2.5 in cities. In Egypt, it is estimated at **87 micrograms/m<sup>3</sup>** which is relatively high in comparison to LMICs and the MENA region.

Since the beginning of the pandemic, Egypt has been keen on following best practices in combatting the spread of COVID-19. Starting with public sanitization measures in government entities, schools, universities, main roads, and subway stations on daily basis before opening hours to ensure a minimum level of virus spread. The GoE also enforced fines on not wearing a face mask in public transportation and government entities which helped a lot in mitigating the virus spread.

Over the long term, the pandemic is expected to cause a slowdown in pollution reduction efforts. However, Egypt is committed to an SDG Push scenario in which there are concerted efforts towards reducing air pollution and building sustainable cities. Under such commitment, PM2.5 pollution is expected to fall in a fast-paced trajectory to **54 micrograms/m<sup>3</sup>** by 2030, below that of both the current LMICs & MENA averages, and with a decrease from 2019 levels by **38%**.

Effect of COVID: PM2.5 air pollution in micrograms per cubic meter



Source: Source Pardee Center for International Futures Studies (2021), Denver University

Horizon 2030 Projections

By 2030:	Business as Usual	With SDG Push
PM2.5 AIR POLLUTION (Micrograms/m <sup>3</sup> )	<b>70.6</b>	<b>54.1</b>



# SDG 12: RESPONSIBLE CONSUMPTION & PRODUCTION

Indicator	Previous	Progress
Disposed Garbage Quantity (thousand Ton)	17.6 2015	36.6↑ 2019

## (1) PROGRESS TOWARDS THE GOAL

The need for responsible consumption and productions is particularly critical for Egypt as the country faces scarcity in water and challenged in food supply to meet local demand. This scarcity is triggered by increased demand due to population increase and changing consumption patterns; therefore, it has been a top priority to address responsible consumption and production for water, energy, and food security. The cross-cutting nature of responsible consumption and production also makes it a transformative catalyst for attaining a circular economy and the formation of integrated sustainable communities.

In 2016, Egypt devised its National Sustainable Consumption and Production Action Plan prepared in collaboration with the United Nations Environment Program (UNEP) and the Centre for Environment and Development for the Arab Region and Europe (CEDARE). Since then, Egypt has taken solid steps in terms of policies and initiatives in order to promote responsible consumption and production.

## (2) GOVERNMENT EFFORTS TOWARDS SUSTAINABLE RESOURCE MANAGEMENT

### (2.1) Energy Resource Management

In efforts to rationalize energy consumption, the Ministry of Electricity and Renewable Energy and the Ministry of Petroleum and Mineral Resources designed policies for the efficient consumption of electricity, as well as maximizing the use of new and renewable energy. Efforts in promoting energy-saving lamps through community awareness led to Egyptian consumers showing positive behavior in electricity conservation and choosing the available friendly alternatives such as LED lamps.

On an industrial level, economic sectors are becoming more energy efficient. Overall consumption of petroleum products dropped 9% from 37.8 million tons in 2017 to 34.4 million tons in 2018. Taking into account other factors affecting the consumption of petroleum products, there is a noteworthy decrease in the industrial sector's consumption (-10.7%), and the electricity sector consumption (-25%) of petroleum products over the same years. Sectors are partly migrating to natural gas but more importantly becoming more energy efficient, with total petroleum products plus natural gas consumption dropping for several sectors such as Transportation (-2.7%) and even Housing/Commercial consumption (-1.7%).

### (2.2) Water & Food Resource Management

Egypt devised a four-pronged National Water Resources Plan (NWRP 2017-2037) led by the Ministry of Irrigation and Water Resources. Its projects cover the plan's four pillars: (1) rationalizing water use especially in agriculture, (2) improving water quality and expanding the treatment of wastewater, (3) developing water resources, and (4) creating an enabling environment. Under the NWRP, various projects are being implemented to increase the capacity of the water management system with an estimated cost of EGP 900 billion (~USD 57.5 billion) across the 20 years. These projects include wastewater treatment, seawater desalination, rehabilitation and lining of canals, and switching from surface to modern irrigation systems in agriculture.

The GoE's work on improving the efficiency of water management is also clear in the programs of the National Structural Reforms Program. Prioritizing agriculture as one of its three main sectors, the program includes efficiency targets such as "maximizing the monetary value per cubic meter of water" as the agricultural sector uses over 85% of Egypt's water. This will be done through prioritizing the farming of high-yield, low-water-consuming crops especially strategic ones such as wheat and maize, while at the same time activating the regulatory frameworks of high-water-consuming crops.

### (2.3) Solid Waste and Recycling

Solid waste management is a sector in which there is significant potential for improvement. In 2017, it is estimated that about 1.2 kg of solid waste per person per day is generated in Egypt, with collection coverage rate estimated at 40%. Only about 2.5% of solid waste is recycled with dramatically high disparities between governorates as the three top performers have between 98% and 72% of their solid waste recycled while the fourth performer's rate drops to a mere 0.5%. Similar disparities can be found in agricultural waste with Alexandria recording 100% recycling rate in 2018 while governorates on the other end are close to zero.

The National Solid Waste Management Program (NSWMP 2012-2022) was launched under the Ministry of Environment, aiming to restructure the waste sector on the national and local levels. The program is a model of partnerships with funding of about USD 88 million co-financed by national (30%) and international (70%) institutions including the European Union, the German Ministry for Economic Cooperation & Development, and the Swiss State Secretariat for Economic Affairs. The NSWMP focuses on four governorates (Kafr El Sheikh, Gharbia, Quena, and Assiut) implementing waste management projects and awareness campaigns capitalizing on partnerships with civil society organizations such as the Nahdet Misr Foundation for Development.

## (3) PARTNERSHIPS TOWARDS RESPONSIBLE CONSUMPTION & PRODUCTION

### BariQ Factory, Subsidiary of Raya Holding of Financial Investment:

In December 2020, BariQ and Coca Cola Atlantic launched a new pre-sorting facility plant with the support of the Ministry of Environment and the Ministry of International Cooperation. BariQ will consequently be able to receive low and medium quality of plastic waste located along the banks of the Nile and in sanitary drains, and separate clear polyethylene terephthalate bottles. This will eventually reduce the negative impact of plastic waste disposal on the environment.

### The Eco-Chic Initiative by the Giza Systems Education Foundation:

The initiative tackles the concern over the disposal of billboards in landfills. Promoting the concept of re-use, products were created such as backpacks and school supplies from the vinyl of billboards. During this initiative 2,000 re-usable bags were produced for distribution of winter blankets and food supplies to families in need and nearly 1,000 school bags were created and distributed to children in need.

#### Outcomes of the BariQ partnership include:

-  increased overall waste collection capacity by **12-15%**
-  improved recycling process
-  improved infrastructure of waste management facilities
-  increased quality of collected waste
-  increased of the geographical reach of waste collection in rural areas.

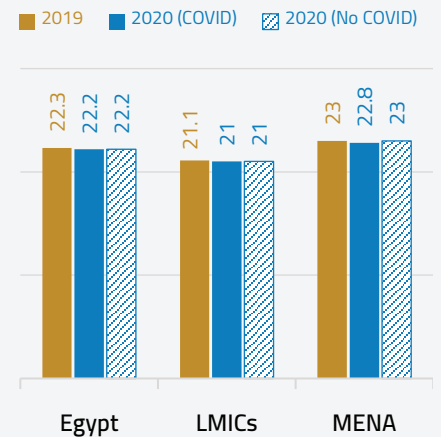
#### (4) COVID-19 IMPACT & GOVERNMENT RESPONSE

Across the food chain (including in production, transport, and consumption), roughly **22%** of agricultural production is lost or wasted. This is slightly lower than that of MENA (around 23%) but slightly higher than LMICs at 21% in the same year of 2019. The COVID-19 pandemic and its resultant economic effects have had an impact on agricultural loss, both in raising the total amount lost and reducing production.

COVID-19 necessitated measures to ensure the safe and continuous supply of food and energy; paramount for the sustainability of livelihoods and businesses. Notwithstanding the fact that the food sector was exempted from the movement restrictions and night-time curfew, food manufacturers' production capacity has reportedly dropped by 30-40%, together with contractions in sales and revenues.

By 2030, the minor COVID-19 effects on agricultural loss remain assuming a business-as-usual scenario. In an SDG Push scenario, a focus on reducing food waste and improving efficiencies brings the loss percentage down to **20%** by 2030.

#### Effect of COVID: Agricultural losses (across the food chain) as a share of production



Source: Pardee Center for International Future Studies (2021), Denver University

#### Horizon 2030 Projections

By 2030:	Business as Usual	With SDG Push
AGRICULTURAL LOSSES ACROSS THE FOOD CHAIN	<b>22.6%</b>	<b>20.6%</b>



# SDG 13: CLIMATE ACTION

Indicator	Previous	Progress
Per Capita CO <sub>2</sub> Emissions in Egypt (in metric tons)	2.55 2018	2.46 ↓ 2019

## (1) PROGRESS TOWARDS THE GOAL

Over the past few years, Egypt has showed progress in efforts to combat climate change and its impact. Estimates of per capita CO<sub>2</sub> emissions show a decrease from 2.59 per capita metric tons in 2017 to 2.46 per capita metric tons in 2019, a near 5% drop.

Many recent projects are dedicated to address air pollution management and adaptation to climate change. This is evident in the portfolio of official development assistance Egypt received for environmental projects in 2019/2020 which reached **USD 56.5 million**, compared to USD 23 million in the previous year, with an increase of **68%**. Several significant projects are thus underway towards the goal led by the Ministry of Environment and its partners.

## (2) GOVERNMENT EFFORTS TOWARDS CLIMATE ACTION

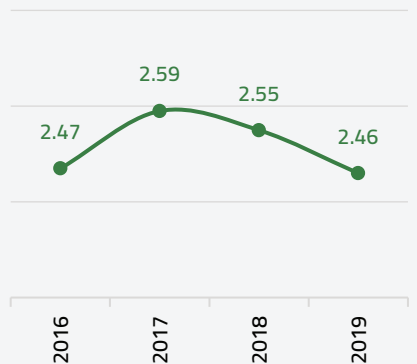
### (2.1) Climate-Related Strategies and National Policy Frameworks

In 2015, Egypt established the National Council for Climate Change, which aims to establish clear legislation and form an institutional entity to deal with climate change and its effect. The Council has recently been restructured to be chaired by the Prime Minister. In the past two years, special focus was directed to developing a general framework for the national strategy for climate change to incorporate it into the sectoral labor training plans of other ministries. Currently, Egypt is updating its strategy for low-emission development and is working on developing its long-term strategy on climate change until 2050.

Meanwhile, a parallel focus is being directed towards Disaster Risk Reduction through a three-phase project to develop an interactive map for Egypt's vulnerability to the effects of climate change. This project assists in guiding development projects through identifying areas vulnerable to climate change, taking measures necessary to deal with this risk, and facilitating access to climate change adaptation funds offered.

On the Adaptation & Mitigation front, Egypt has reaffirmed its commitment by preparing its Fourth National Communication to the UNFCCC (NC4Egypt) from March 2019 to February 2023. The NC4Egypt shall incorporate the following sections: National Circumstance, Green House Gas Inventory, Mitigation Measures & Policies (PaMs), Vulnerability & Adaptation, Achievement of the Objectives of the Convention, Capacity Building, and Institutional and Technical Needs.

Per Capita CO<sub>2</sub> Emissions in Egypt (in metric tons)



Source: Global Change Data Lab "GCDL" in collaboration with University of Oxford



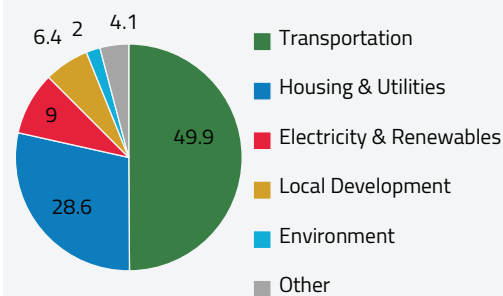
*Egypt is undertaking steps to accelerate the transition towards a more green, sustainable, resilient and inclusive development model. This operation is an integral part of our work to improve the quality of life for Egyptians, including the most vulnerable groups of society, enabling them to benefit from a whole array of development projects, while staying healthy and productive.*

*Marina Wes, World Bank Country Director for Egypt, Yemen, and Djibouti*

## (2.2) Mobilized Funding for Green & Climate-Related Projects

In addition to strengthening its policy and institutional frameworks, public funding is being directed towards climate-related projects. In the 2020/2021 investment plan, green projects amounted to 691 projects with an overall cost of EGP 447 billion (~USD 28.5 billion), about USD 2.3 billion of which is budgeted for 2020/2021 representing about 14% of total public investments of the year. The transportation sector constitute about 50% of such projects followed by the Housing and Utilities sector with about 29%. The plan is to increase public green investments as a proportion of public investments to 30% in the fiscal year 2021/2022 prioritizing green projects and gradually opting out of unsustainable projects.

Sectoral Distribution of Green Projects  
2020/2021 investment plan %



Source: Ministry of Planning & Economic Development

Such projects are made possible due to Egyptian commitment to climate financing. In September 2020, the GoE sold USD 750 million in green bonds in September 2020 in the region's first sovereign offering of climate-friendly securities. The issuance was almost 5 times oversubscribed, attracting some USD 3.7 billion worth of orders for the bonds. The bonds will partly finance the development of Egypt's portfolio of green projects, including clean transportation, renewable energy and sustainable water management.

Several other projects are being implemented in cooperation with development partners supporting with financing and technical expertise, such as:

In 2018, the Ministry of Environment implemented a project in cooperation with the Ministry of Irrigation and Water Resources funded by the Green Climate Fund to "Enhance Climate Change Adaptation in the North Coast and Nile Delta Regions". This is a capacity-building project in cooperation with the UNDP, in the field of monitoring, reporting and verification of GHG emissions and adaptation & mitigation measures.

In September 2020, the GoE and the World Bank signed a USD 200 million project to support Egypt's initiatives to reduce air and climate pollution from critical sectors and increase resilience to air pollution in Greater Cairo. The challenge of air pollution remains one of the city's most significant environmental issues with an estimated annual economic cost of air pollution on health in the Greater Cairo of about 1.4% of Egypt's GDP as per a 2019 World Bank study.

In December 2020, the Ministry of International Cooperation announced the start of the implementation phase of a Converting Climate Finance Systems with the French Development Agency (AFD). The project aims to provide long-term loans and technical support to small and medium enterprises, at the cost of USD 182 million. Specific focus will be on four sectors: sustainable tourism, waste management, water and sanitation, and transportation. This loan will be managed by national banks, with the AFD providing a grant of USD 1.8 million to support the Egyptian banking sector in keeping pace with international best practices regarding not financing projects that directly contribute to the severity of climate change.

## (2.3) Contribution to International Climate Negotiations

Egypt has played a key role in the success of the negotiations at the 24th Conference of the Parties to the United Nations Framework Convention on Climate Change, in December 2018. By chairing the group of African negotiators and under the Egyptian presidency of the Group of 77 and China, the negotiations achieved a positive result; reaching an agreement on the Work Program to implement the Paris agreement.

“

Egypt's leadership and advocacy on finance for developing countries to meet their climate action commitments were highly effective

”

— António Guterres, UN Secretary General

### (3) PARTNERSHIPS TOWARDS COMBATING CLIMATE CHANGE

The civil society and private sector in Egypt have launched initiatives spanning multiple directions such as:

- **Awareness and Social Action:** Several Egyptian startups and forums operating with environmental mandates have appeared in recent years affiliated with green tech promoters like icecairo and icealex, as well as the **Cairo Climate Talks**, a monthly Egyptian-German forum that hosts environmental discussions with policymakers around the world. Additionally, **YouthThinkGreen** is a non-profit dedicated to raising youth awareness about the environment and climate change, through educational offerings in and out of schools.
- **The Private Sector's Role:** **SEKEM Holding** is applying an approach to farming in reclaimed desert land that emphasizes zero use of synthetic fertilizers, known as "biodynamic agriculture." BD agriculture emits fewer greenhouse gases and have been found to be more resilient to climate change and more energy efficient to grow than their non-organic counterparts. **Qalaa Holdings** is also working on enabling Environment for private sector activities in order to achieve sustainable development. They launched a Business Ambition for 1.5°C Campaign for Climate Action in December 2019 among the communities surrounding Qalaa Holdings and its subsidiaries across Egypt.

### (4) COVID-19 IMPACT & GOVERNMENT RESPONSE

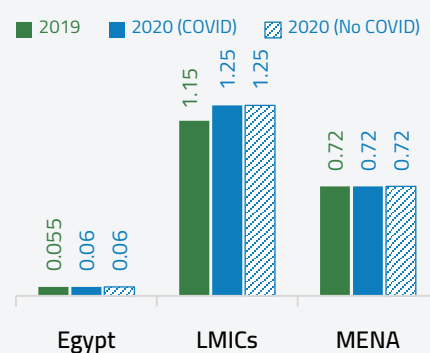
Carbon emissions in Egypt are estimated to have increased from 55 million tons in 2019 to **60 million tons** in 2020, with no noticeable effect caused by the pandemic. Still the Egyptian government is committed to taking a firm approach to ensure the achievement of the sustainable development goals with climate action in its focus.

Along with the Green Climate Fund (GCF), the European Bank for Reconstruction and Development (EBRD) and the European Union (EU) are responding to the impact of the coronavirus pandemic on the Egyptian economy by boosting green finance and the development of value chains for the private sector. This partnership with local banks resulted in launching two programmes cumulatively worth €220 million:

- **Green Value Chain programme**, with a volume of up to €70 million, will allow small and medium-sized enterprises (SMEs) to invest in advanced technologies and climate mitigation and adaptation solutions that improve competitiveness and enhance the development of green value chains.
- The second programme, an extension of the Green Economy Financing Facility (GEFF), aims to provide up to €150 million of green finance to SMEs across the agricultural, construction, commercial and manufacturing sectors.

Without a strong policy push, carbon emissions in Egypt are estimated to reach 100 million tons by 2030. However, Egypt is committed to a decade of accelerated climate action realizing the existential threat that climate change has on the livelihood of Egyptians. Under such scenario, carbon emissions would drop to **91 million tons** by 2030.

Effect of COVID: Carbon Emissions (in Billions of Tons)



Source: Pardee Center for International Future Studies (2021), Denver University

Horizon 2030 Projections

By 2030:	Business as Usual	With SDG Push
CARBON EMISSIONS (IN BILLIONS OF TONS)	<b>0.1</b>	<b>0.09</b>



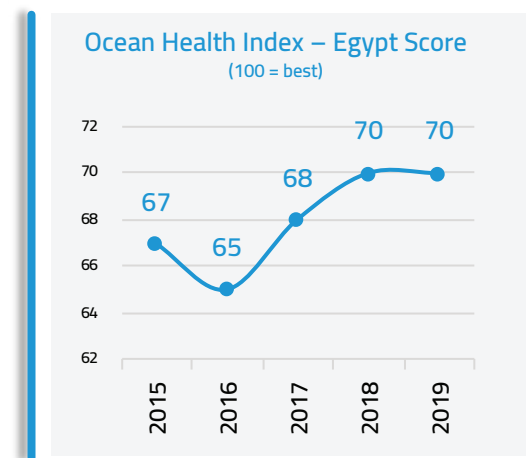
# SDG 14: LIFE BELOW WATER

Indicator	Previous	Progress
Ocean Health Index – Egypt Score (100 = best)	68 2017	70 ↑ 2019

## (1) PROGRESS TOWARDS THE GOAL

Egypt’s marine environment is characterized by a uniquely rich and diverse marine life that extends over more than 3200 km across the Mediterranean and Red Sea. Such natural resources are defined as key tourist attraction sites, with 80% of all tourism activity in Egypt associated with marine life in the Red Sea area.

According to The Ocean Health Index (OHI) assessment conducted by the US-based National Center for Ecological Analysis and Synthesis (NCEAS) and global non-profit Conservation International, Egypt is ranked 88 out of 221 EEZs (exclusive economic zone of each coastal country) with a constant improvement in the overall score since 2016.



Source: Ocean Health Index 2019

## (2) GOVERNMENT EFFORTS TOWARDS PRESERVING LIFE BELOW WATER

Egypt is determined to preserve life below water and protect marine and coastal ecosystems from pollution through:

### (2.1) Nationwide Efforts:

- Go Green Initiative

In 2020, the Ministry of Environment, announced the launch of an expanded underwater cleaning campaign for the Red Sea through the Red Sea Reserves, in cooperation with the Red Sea Governorate, the Chamber for Diving and Marine Activities, in addition to the Hurghada Environmental Protection and Conservation Association (HEPCA) which is a marine and land conservation NGO. The campaign was part of the Ministry’s Go Green Initiative.

The campaign is considered the first activity of the Urban Green initiative in the field of protecting biological diversity and preserving natural reserves to preserve Egypt’s natural wealth for future generations. Go Green targeted cleaning the seabed of waste to protect marine life and biological diversity. By integrating civil society and workers in the tourism sector, progress was achieved in programs to preserve and protect natural resources and their biological diversity and maintain their sustainability. Most importantly, it opened channels of communication with the community to support environmental work.

- Bar Aman Initiative

The interest in fishermen’s livelihood and the sustainability of their work is part of the recently launched Presidential initiative “Bar Aman” (Safe Shore). With the participation of the Minister of Environment and the Governor of Fayoum, the Ministry of Social Solidarity and the Tahya Misr Fund launched in 2021 the first phase of the “Bar Aman” initiative in cooperation with the Public

Authority for Fish Resources Development. Through its programs, the initiative will provide 42 thousand fishermen nationwide with proper environmentally-friendly tools to support their work, in addition to bringing them under social security and health insurance as well as extending low-interest micro loans to support their livelihood during times of low fishing. The initiative has an allocated budget of about EGP 50 million (**USD 3.19 million**).

Attending to Egyptian fishermen is critical in supporting marine and coastal ecosystems as well as Egypt's nine inland lakes and the Nile river. Egypt's annual total fish production reaches to about **2 million tons** in 2021, and the target is to increase fish production to **3 million tons** by 2030. The total fish production from natural fisheries is 397 thousand tons, and the total fish production from fish farms reaches about 1.6 million tons, while the number of fishing licenses and fishing cards nationwide is 80.6 thousand licenses.

### (2.2) Local efforts: Banning Plastic in the Red Sea

In addition to nationwide initiatives, governorates where life below water is an integral part of their daily life take many local initiatives towards preserving their ecosystems. For example, the touristic nature of the Red Sea cities contributes significantly to plastic pollution, which threatens the region's marine life. Plastic waste also damages coral reefs, as the bacteria that causes white band disease. Therefore, Egypt's Red Sea governorate banned in 2019 the use of single-use plastic bags and other items in a move to clean up the environment.



## (3) PARTNERSHIPS FOR THE PROTECTION OF MARINE LIFE

### Hurghada Environmental Protection and Conservation Association (HEPCA):

HEPCA, is an NGO specializing in the field of marine and land conservation in the Egyptian Red Sea. They connect a large network of scientists, professional divers, industry experts, and community members who are pro-active in protecting and preserving the natural resources of the Red Sea, as well as promoting conservation and sustainable tourism practices. In June 2019, HEPCA launched a public campaign raise awareness about the harmful effects of plastic pollution on both marine life and human health. The campaign encouraged a move towards more sustainable alternatives targeting restaurants, hotels, resorts, and other tourist hotspots. HEPCA also began to offer certifications to businesses that eliminate single-use plastics.

### ECO-Dahab:

Eco-Dahab is an NGO that uses a holistic approach in addressing sustainability and mainly promotes for marine protection through awareness sessions in the Dahab and Nuweiba' coastal areas (southeast coast of the Sinai Peninsula). Eco-Dahab uses a collective action model to organize businesses including dive center to protect the reef. It launched a new program with the Chamber of Diving and Watersports (CDWS) and 10 dive centers to protect the reefs around Dahab. In addition, community-based clean ups are organized on a near daily basis. Eco-Dahab also organized World Clean Up day when 14 different clean-up tours were organized.

The NGO launched Adopt-A-Reef program (AAR) under the auspices of CDWS. AAR monitors dive sites, organizes clean up dives, and empowers dive center to educate staff in near by hospitality outlets on the importance of the reef the anthropogenic impact on our environment. Eco-Dahab organizes public awareness campaigns to businesses to use plastic alternatives and it also used to provide plastic alternatives to vendors at the local market, till its closure due to the COVID pandemic. It also worked with American University in Cairo and are expanding to high-schools to educate students on sustainability living and its importance to protect biosphere (on land and in water).

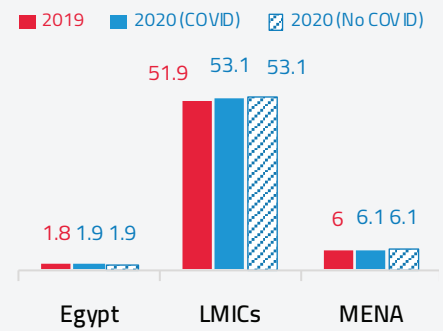
#### (4) COVID-19 IMPACT & GOVERNMENT RESPONSE

In Egypt, fish production which includes both fish catch and aquaculture accounted for 1.8 million metric tons in 2019. This is projected to grow to 1.94 million metric tons by 2021.

The COVID-19 pandemic is not expected to have a noticeable effect on Egypt’s annual fish production. Egypt accounts for **30%** of fish production in the MENA region and **3.5%** of total fish production in LMICs. Per capita, Egypt’s fish production (0.018 metric tons per capita, post-loss) is just above that in LMICs (0.017 metric tons) and above that in the MENA region (0.013 metric tons).

By 2030, annual fish production is projected to grow to 2.5 million metric tons in the “business as usual” COVID scenario. A scenario assuming a strong policy reinforcement towards the SDG results in a slightly higher fish production, of around **3 million metric tons** attributed to the growing economy.

#### Effect of COVID: Total annual fish production (in million metric tons)



Source: Pardee Center for International Future Studies (2021), Denver University

#### Horizon 2030 Projections

By 2030:	Business as Usual	With SDG Push
TOTAL ANNUAL FISH PRODUCTION (million metric tons)	<b>2.5</b>	<b>3</b>

# SDG 15: LIFE ON LAND

Indicator		Previous		Progress	
(15.5.1)	Red List Index of species survival – Egypt’s Score	0.92	2015	0.91 ↓	2020

## (1) PROGRESS TOWARDS THE GOAL

With a unique ecological diversity, Egypt has always been committed to environmental conservation of biodiversity and terrestrial ecosystems. This is seen in the Egyptian contribution in related international forums, as well national efforts of ensuring that new cities and communities are environmentally friendly such as the New Administrative Capital and Al-Alamein City.

Since 2016, Egypt has maintained its efforts towards the protection of life on land. The country has recently worked on increasing its natural protectorates adding 13 more reserves to the 30 protectorates in Egypt. Such efforts are coupled with the progress made in combating: biodiversity losses, urban encroachment of agricultural lands, afforestation, all while expanding Egypt’s agricultural lands to achieve self-sufficiency in various crops as well as purifying the lakes.

According to the Red list index of species survival, an indicator of the changing state of global biodiversity used to monitor the risk of species extinction, Egypt maintained a constant score of around 0.9 in the past four years (worst 0-1 best).

## (2) GOVERNMENT EFFORTS TOWARDS CONSERVATION OF LAND

### (2.1) Contribution to Global Forums

Egypt has been committed to preserving life on land which has been demonstrated in Egypt’s the presidency of the 14th Conference of the Parties to the Convention on Biological Diversity (COP14) in 2018. Egypt presented an initiative to link the three Rio environmental conventions “Biodiversity, Climate Change and Desertification” with USD 500 million mobilized to implement projects linking climate change and biodiversity from the Global Environment Facility. In order to fulfill the initiative, a biodiversity road map was announced



Source: IUCN Red List

“ We have worked hard with various partners to push this initiative forward, and Egypt is activating its principles by integrating biodiversity into the sectors of natural reserves and ecotourism, for example, and in its development plans to protect these resources and create more job opportunities.

HE The President of Egypt, Abdel Fattah El-Sisi

during the conference.

## (2.2) National Efforts to Preserve and Restore Terrestrial Ecosystems

On the national level, Egypt directed efforts in environmental preservation and adopted a project that aims to transform Sharm El Sheikh into a green city, to be the first Egyptian, Arab, African and Middle Eastern city to bear this characteristic according to international standards. This comes in addition to tailoring new key projects such as El Alamein City, the New Administrative Capital, the Grand Museum, and others, to become an environmental model pertaining to life on land.

- **Biodiversity:**

In 2020, Egypt implemented an initiative to monitor and control major activities to protect the existing wildlife. The program includes a plan for periodic inspections of farms, zoos, etc., in cooperation with the Environment and Water Surfaces Police. In addition, Egypt launched “The Migratory Soaring Bird Conservation Project” in 2018. This project identifies and documents sites of global importance for birds around the world (called Important Bird Areas or IBAs). In 2020, Egypt’s Migratory Soaring Bird Conservation Project won the World Energy Prize as an example for pioneering and sustainable projects that achieve concrete goals to protect migratory birds as a natural resource and integrate its goals with renewable energy.

- **Afforestation:**

Among those efforts in afforestation and increasing greenery is Egypt’s participation in 2019 in reviving the “green wall” project with African nations. The project aims to green the entire width of Africa to confront desertification. Egypt is also set to host the African continent’s first vertical forest, with about three buildings covered with pollution-absorbing trees and plants in Egypt’s New Administrative Capital. The buildings will have planted terraces containing 350 trees and 14,000 shrubs of more than 100 different species.

- **Preservation and Development of Protectorates:**

In 2020, “Eco Egypt” was launched as the first campaign to promote ecotourism and raise environmental awareness on the importance of natural protectorates and their wealth, as part of the activities of the “Go Green” Initiative. The campaign includes the promotion of 13 natural protectorates by presenting a true model for sustainable development that considers the environmental, economic, social and health dimensions of tourism. The year 2020 also witnessed the establishment of visitor centers in the Ras Muhammad protectorates and the Fayoum protectorates, in addition to the integration of the local community in the protectorates and their activities, which contributed to raising the average income of the residents of the Fayoum and Wadi al-Jamal protectorate, ranging between 126% - 460% in one year.

The Ministry of Environment issued a decision, with the support of the Prime Minister, to collect fees for activities within the nature protectorates, to ensure their financial sustainability for future generations. The Ministry is also developing a new method for financial estimating the value of environmental damage resulting from accidents of destroying terrestrial resources in natural protectorates.

- **Developing Egypt’s Lakes:**

In addition to terrestrial life, there is also a focus on preserving and restoring Egypt’s inland lakes. The year 2019 saw the launch of a mission to restore its lakes after they had suffered years of neglect, pollution and encroachments. This neglect affected the lakes’ production of fish and changed their biological nature. The project, therefore, aims to develop and restore the lakes and improve penalty enforcement on factories that dump their waste in these lakes.

*The IUCN performance evaluation report for the World Natural Heritage sites for the year 2020 praised the Wadi El Whales site as one of the geological world heritage sites in Egypt, as the Wadi El Hitan site is the only global world heritage site that has made progress in the level of performance in the report when it receives attention and protection from the Ministry of Environment and those in charge of it, in addition to determining a buffer zone around the World Heritage area to protect the fossilized skeletons from threats such as visitation and traffic.*

### (3) PARTNERSHIPS TOWARDS LAND PRESERVATION AND BIODIVERSITY

#### Life Vision for Development:

Life Vision for Development, an Egyptian NGO, launched the “Farmer Field School for Social & Financial Women Empowerment” program supported by multiple partners and funders. The project aims to strengthen the livelihoods of women farmers through experientially teaching them modern and improved agriculture practices. So far, the initiative benefited 9,000 female farmers in the Upper-Egypt rural villages of Al-Minya and Beni-Suef.

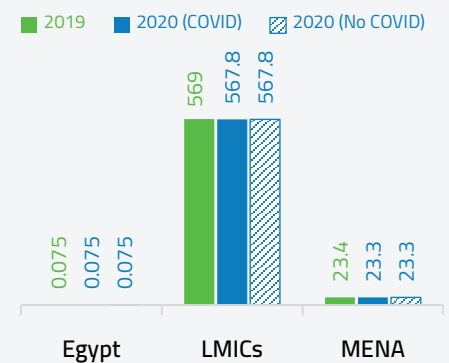
### (4) COVID-19 IMPACT & GOVERNMENT RESPONSE

An estimated 0.075 million hectares, or less than 0.01% of total land in Egypt is forest. This is slightly lower than the MENA region, where 2% of land is forest, and well below Low-to-Middle Income Countries “LMICs” as a group, where forest accounts for 27% of land. COVID is not expected to change forest area.

During the exceptional circumstances that the world has been suffering from due to the pandemic’s spread, Egypt succeeded in assessing the progress made in the global goals for biodiversity 2020 and prepare the post-2020 framework that guarantees the preservation of the world’s natural resources especially in Africa. The framework offers methods of financial support for projects related to biodiversity through developed countries and other environmental work partners and local communities.

On the road towards 2030, an SDG Push scenario includes a strengthened effort toward reforestation, therefore the forest land in Egypt does increase slightly, though is expected to remain at a low level (76 thousand hectares) and still at less than 0.01%.

#### COVID Effect: Total forest land in COVID Scenario (in million hectares)



Source: Pardee Center for International Future Studies (2021), Denver University

#### Horizon 2030 Projections

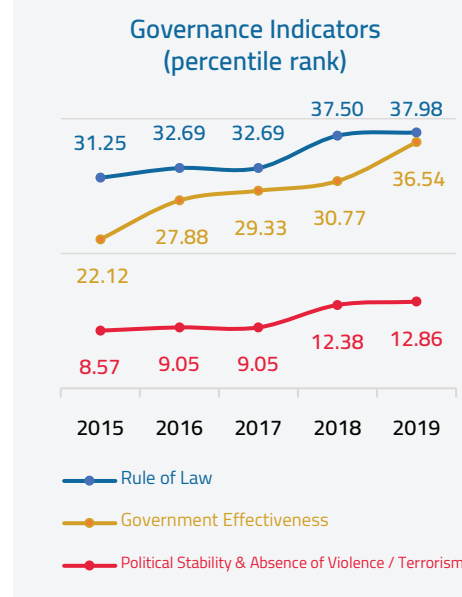
By 2030:	Business as Usual	With SDG Push
TOTAL FOREST LAND IN EGYPT (000 hectares)	<b>75</b>	<b>76</b>

# SDG 16: PEACE, JUSTICE, & STRONG INSTITUTIONS

Indicator	Previous	Progress
Rule of Law (percentile rank) – World Governance Indicators	31.25 2015	37.98↑ 2019
Government Effectiveness (percentile rank) – World Governance Indicators	22.12 2015	36.54↑ 2019
Institutions Rank (Component of Global Competitiveness Index)	102 <sup>nd</sup> 2018	82 <sup>nd</sup> ↑ 2019
Political Stability & Absence of Violence / Terrorism (percentile rank) – World Governance Indicators	8.57 2015	12.86↑ 2019

## (1) PROGRESS TOWARDS THE GOAL

Having strong institutions is a key driver for inclusive development and Egypt aims at becoming more transparent and efficient. In 2019, Egypt achieved higher ranks in several governance indicators in comparison to 2015. Egypt progressed to reach **37.98** percentile rank in 2019 in the Rule of Law indicator from 31.25 in 2015. Also in the Government Effectiveness indicator, Egypt reached **36.54** percentile rank in 2019 from 22.12 in 2015. A similar progress is in Political Stability & Absence of Violence/Terrorism as it reached **12.86** in 2019 from 8.57 in 2015. Moreover, Egypt jumped 20 ranks in the “Institutions” component of the Global Competitiveness Index as it reached rank **82<sup>nd</sup>** in 2019 from 102<sup>nd</sup> in 2018. With a long road still ahead, the Government of Egypt is working diligently on enhancing excellence in governance and combatting corruption at its roots.



Source: World Bank Worldwide Governance Indicators

## (2) GOVERNMENT EFFORTS TOWARDS THE GOAL

### (2.1) Good Governance and Strong Institutions

- Citizen Participation:

As previously mentioned in the box in [chapter 2](#), the GoE launched the “Sharek 2030” (Participate) app in 2019, that acts as a channel for informing the public about recent governmental initiatives, laws and policies, and receive citizens’ views, proposals and suggestions for the improvement of public services. This qualitative development in government-citizen communication will undoubtedly encourage a more participatory attitude among the public.

- **Good Governance:**

In its efforts to consolidate the principles and values of excellence in government and sustain institutional competitiveness, Egypt awarded the first round of ‘Government Excellence Award’ in 2019. The practice used to be implemented several years ago and in 2018 H.E President Abdel-Fatah El-Sisi announced that the awards will be resumed in line with the objectives of Egypt Vision 2030. In parallel, the National Institute for Governance and Sustainable Development (NIGSD) was established in September 2020, tasked with developing and enhancing human resources in the Egyptian government particularly in the fields of good governance and sustainability. More details on the NIGSD can be found in the box in [chapter 2, section 2.1](#).

- **Anti-Corruption:**

To reduce corruption and enhance efficiency, Egypt launched the second phase of the “Egyptian National Anti-Corruption Strategy” 2019-2022. The strategy was prepared after studying the challenges of the previous 2014-2018 strategy, and many international experiences and best practices, determining the most appropriate methods that apply to the Egyptian case. The UN has praised the Egyptian effort in this regard as it has incorporated the first national strategy as one of Egypt’s successful practices in preventing and combating corruption. Another milestone is the cooperation protocol signed by the Egyptian Human Rights Council and the Administrative Control Authority in December 2020. The cooperation conceptualizes corruption control as part and parcel of advancing human rights, and how advancing human rights will ultimately have a positive effect on corruption control.

## (2.2) Promoting Peace, Security, and Protection from Violence

- **Fighting Human Trafficking:**

The National Coordinating Committee for Combating and Preventing Illegal Migration and Human Trafficking launched the second part of the national campaign «Together Against Human Trafficking» in 2020. The campaign urges citizens to report the crime through the hotlines of the National Council for Childhood and Motherhood, the National Council for Women, the National Council for Human Rights, or by informing authorities. Furthermore, in October 2020, Egypt, with full international support, succeeded in passing its draft resolution 10/7 titled «Combating Transnational Organized Crime Against Cultural Property», during the 10th Conference of the Parties to the UN Convention against Transnational Organized Crime in Vienna.

- **Eliminating Violence Against Women:**

Egypt provides services to protect women who were exposed to violence and is committed to protecting women from all forms of violence, whether psychological or physical. The Ministry of Social Solidarity supervises 8 centers to host women at risk and who are exposed to violence. The center provides them with health, psychological and legal care, and seeks to provide them with livelihood opportunities. The number of women who have access to services is 2,958 women and 183 children. This year, the Ministry attaches special importance to protecting girls from harmful practices such as early marriage, female genital mutilation and human trafficking. The Ministry is also working to expand the establishment of centers to host women in the governorates of Sohag, Qena, and Port Said.

## (3) PARTNERSHIPS TOWARDS COMBATING CORRUPTION AND PROVIDING ACCESS TO JUSTICE FOR ALL

Headed by the Prime Minister, the National Anti-Corruption Committee was expanded in December 2019 to not only incorporate the relevant government entities, but also partners from the civil society such as the Public Union for NGOs and the **Misr El-Kheir Foundation**, and private sector representatives like the **Egyptian Junior Businessmen Association** and the **Sue Ellen Foundation for Legal Development**.

### The National Anti-Corruption Committee is responsible for:

1. Activating the effective enforcement of the provisions of the UN Convention against Corruption and other international and regional agreements.
2. Formulating a unified Egyptian vision to be expressed in international forums.
3. Conducting periodic evaluation of national legislation, regulations and decisions related to preventing and combating corruption and determining their adequacy and compatibility with the texts of international agreements signed by Egypt.



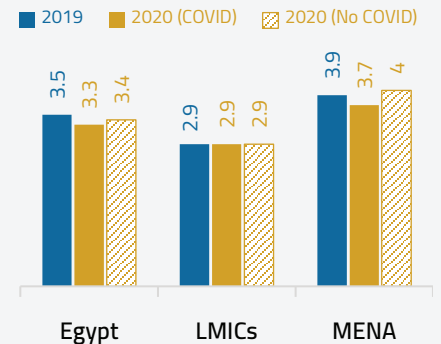
#### (4) COVID-19- IMPACT & GOVERNMENT RESPONSE

Egypt has been working to reduce corruption and achieve better global ranks every year. However, the COVID-19 pandemic is believed to have slowed down the gradual progress. In 2020, Egypt's score in Transparency International's Corruption Perception Index fell to **3.3** from a 3.5 in the previous year, reflecting the effect the pandemic had on institutions. The pandemic is believed to also have slowed the improvement of the World Bank's Government Effectiveness, as in 2020 Egypt scored **1.87** during COVID-19, an improvement on the 1.84 in 2019 but slightly less than the 1.88 under the NO COVID scenario (scale of 1 to 5).

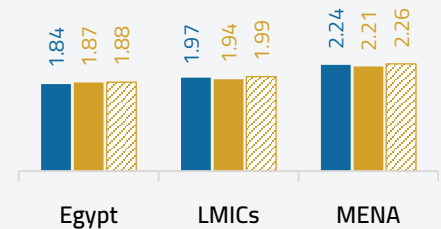
Among the many measures taken by the GoE during the COVID-19 lockdowns was digitizing the judiciary system to ensure equal access for all Egyptians and that justice and law enforcement were not hindered by the pandemic. The digital transformation of the judicial system was accelerated to make it easier for citizens to file cases, follow up on their cases, and to reduce overcrowding and congestion. This followed many demands by the judicial and legal circles, regarding the necessity of holding court sessions with an electronic system that directly allows the parties to litigation and the general public to attend sessions remotely (electronic litigation). The Ministry of Justice launched a new package of electronic real estate registration services to make documentation services available to citizens easily and conveniently, in cooperation with the Ministry of Communications and Information Technology, in addition to the launch of Egypt's digital services provided through the website: [digital.gov.eg](http://digital.gov.eg).

By 2030, an SDG Push scenario means an increase in transparency and fighting corruption causing a Corruption Perception score of **4.3** by 2030. As for government effectiveness, the SDG Push scenario simulates an ambitious improvement with the strengthening of good governance, overtaking the No COVID scenario by 2021 and reaching a score of **2.6** by 2030.

**Effect of COVID:**  
Corruption Perception Index Score  
(higher score = more transparent)



**Government effectiveness**  
(scale of 1 to 5)



Source: Pardee Center for International Future Studies (2021), Denver University

#### Horizon 2030 Projections

By 2030:	Business as Usual	With SDG Push
CORRUPTION PERCEPTION	<b>3.5</b>	<b>4.3</b>
GOVERNMENT EFFECTIVENESS	<b>2.06</b>	<b>2.6</b>

# SDG 17: PARTNERSHIPS FOR THE GOALS

Indicator		Previous		Progress	
(17.1.1)	Total government revenues as proportion of GDP (%)	20.8%	2018	19.2% ↓	2020
(17.1.2)	Proportion of domestic budget funded by domestic taxes (%)	39.7%	2018	54.4% ↑	2020
(17.2.1)	Total Net official development assistance (Billion USD)	8.6	2018	9.8 ↑	2020
Proxy (17.3.1)	Total Net Foreign Direct Investment (Billion USD)	6.9	2015	7.4 ↑	2020
(17.3.2)	Proportion remittances of total GDP (%)	10.8%	2018	8% ↓	2020
(17.6.1)	Number of Fixed Internet broadband subscriptions per 100 inhabitants	4.08	2015	7.6 ↑	2019

## (1) PROGRESS TOWARDS THE GOAL

Strengthening the means of implementation of the sustainable development agenda is the main key to reaching Egypt’s various goals and targets. Towards this end, Egypt has worked on strengthening regional and international relations.

Since 2017, Egypt has been organizing the World Youth Forum on an annual basis, engaging with youth globally in an enriching setting, allowing them to exchange views and recommend initiatives to decision-makers and influential figures. The forum has been classified by the United Nations Commission for Social Development as a platform for addressing youth-related issues at the regional and international levels highlighting the outcomes of the three previous rounds.

Under the values of unified destiny and mutual development, in 2019, Egypt utilized its role as chair of the African Union to strengthen the means of cooperation between African nations in priority areas such as (1) economic and regional integration, (2) building bridges among Africa’s peoples, and (3) institutional and financial reform of the AU. While in charge, Egypt announced that the African Continental Free Trade Area (AfCFTA) had come into force after being ratified by 22 countries. Egypt also launched an initiative to train African youth under the African Presidential Leadership Program.

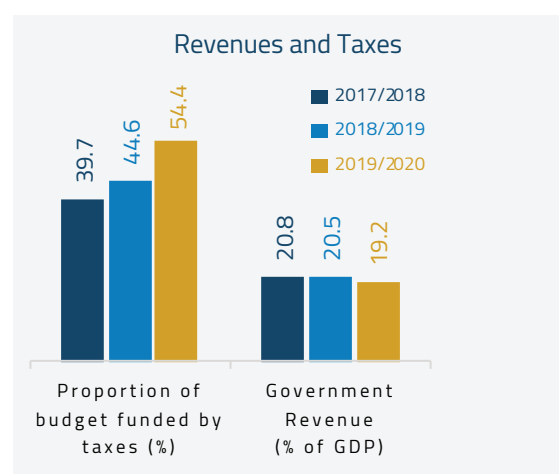
Egypt has similarly directed efforts towards building regional alliances with the Arab States. With a focus on preserving peace and security, Egypt supported the Libyan people through a decade long conflict and backed the Lebanese government in the wake of the devastating explosion in Beirut’s harbor. Egypt also led the efforts towards institutionalizing security and intelligence cooperation by paving the way for the Arab Intelligence Forum and hosting its headquarters in Cairo.

## (2) GOVERNMENT EFFORTS TOWARDS STRENGTHENING MEANS OF IMPLEMENTATION & PARTNERSHIPS FOR SUSTAINABLE DEVELOPMENT

### (2.1) Mobilizing Domestic Resources

Total government revenues as a proportion of GDP decreased to reach 19.2% of the GDP in 2019/2020 due to COVID-19 pandemic as well as Egypt’s low tax to GDP ratio in comparison to other developing countries. However, the percentage is still close to the previous years as the existence of more sustainable financial activities has increased. Egypt has also worked on reforming the taxation system and tax collection through:

- Implementing reforms that lead to broadening the tax base, laying foundations for fiscal justice, and integrating the informal economy into the formal economy. Within 4 years tax revenues increased by 111% in 2020. The proportion of domestic budget funded by domestic taxes reached 54.4% in 2019/2020.



Source: Ministry of Finance

- Directing efforts towards implementing an integrated digital system to raise the efficiency of tax administration.

## (2.2) Capitalizing on International Resources

### Official Development Assistance (ODA)

ODA to Egypt increased to USD 9.8 billion in 2020 from USD 8.6 billion in 2018 (a 14% increase). In 2020, Egypt launched an interactive map showing the distribution of ODA per SDG with specific project details and geographical location. 34 projects are allocated for SDG 7 (Affordable and Clean Energy) which is the biggest percentage of total ODA worth 23.2% (USD 5.9 billion). SDG 9 (Industry, Innovation, and Infrastructure) was in 2<sup>nd</sup> place with 36 projects and a percentage of the total ODA of 22.3% (USD 5.7 billion).

### Remittances

Total remittances inflows increased by 4.9% from ~USD 26.4 billion in the fiscal year 2017/2018 to ~USD 27.7 billion in 2019/2020. However, the volume of remittances as a proportion of GDP decreased from 10.8% in 2017/2018 to 8% in 2019/2020.

### Foreign Direct Investments (FDI)

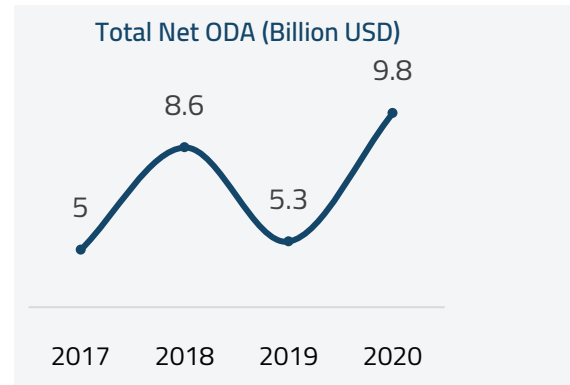
In addition to mobilizing ODA, encouraging FDI is also a priority for the Egyptian government. Net FDI increased by 7.2% from USD 6.9 billion in 2015/2016 to USD 7.4 billion in 2019/2020. In the past few years, Egypt has implemented various structural reforms to improve the business and investment climate such as:

- Establishing the Micro, Small, and Medium Enterprise Development Agency in 2018 to promote MSMEs growth.
- Strengthening and empowering the Egyptian Competition Authority.
- Putting in place investment promotion instruments, such as the Investment Map which works as an innovative and interactive software to present investment opportunities by sector and location.

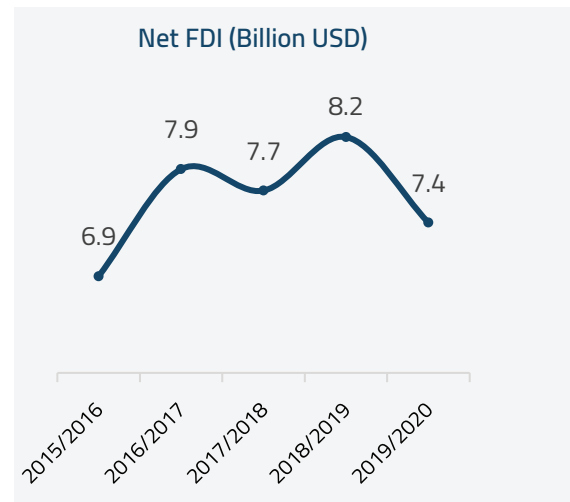
## (2.3) Enabling Access to the Internet

A key enabler to achieving development is having a strong connectivity infrastructure and capitalizing on the global advancements in Information Technology. The following indicators show the improvements that Egypt has made in this regard:

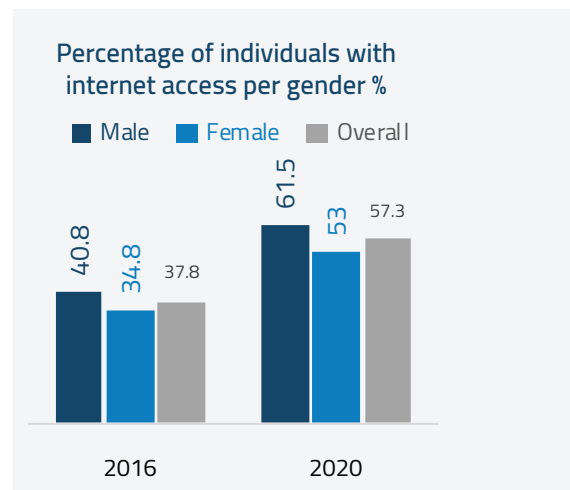
- The overall number of ADSL subscriptions in 2015 was 3.06 million subscriptions and peaked to reach **8.45 million** subscriptions in mid 2020, a 276% increase.
- In 2018, Female internet users as a percentage of the female population increased from 34.8% in 2016 to **40.3%** in 2018, while for males it increased from 40.8% to **48.1%** over the same years.
- The number of fixed broadband subscriptions per 100 inhabitants increased from 4.08 in 2015 to **7.6** in 2019.



Source: OECD - MOIC



Source: Central Bank of Egypt



Source: MCIT

### (3) PARTNERSHIPS

#### (3.1) Local Partnerships Towards Creating Innovative Financing Mechanisms

The GoE started capitalizing on new innovative funding mechanisms that highly depend on partnerships and cooperation between different counterparts to support the development efforts in the many sectors.

- The Tahya Misr Fund was established in 2014 focusing on 6 main areas; Healthcare, Social support, Urban Development, Economic Empowerment, Education, and Disaster/Crisis response. Through partnerships with different counterparts, the Fund launches many initiatives in support of the aforementioned areas.
- The Sovereign Fund of Egypt has been working by the best practices to attract private investments and manage state-owned assets. The fund has 4 main sub funds; Tourism, Real Estate & Antiques, Healthcare & Pharma, Infrastructure & Utilities, and Financial Services & Fintech.

#### (3.2) Global Partnerships during the Pandemic

The Ministry of International Cooperation (MoIC) has exerted effort towards building more global partnerships during the pandemic through **Organizing multi-stakeholder platforms**. The MoIC launched in April 2020 a multi-Stakeholder platform “Global partnerships for effective development cooperation” virtually with more than 120 representatives from 45 international institutions and foreign courts to discuss the GoE’s Response and Rebuild strategy, immediate requests by the Ministry of Health and Population to combat Covid-19 and the Ministry’s Global Partnerships Narrative, People at the core, Projects in action and Purpose as the driver.

### (4) COVID-19 IMPACT & GOVERNMENT RESPONSE

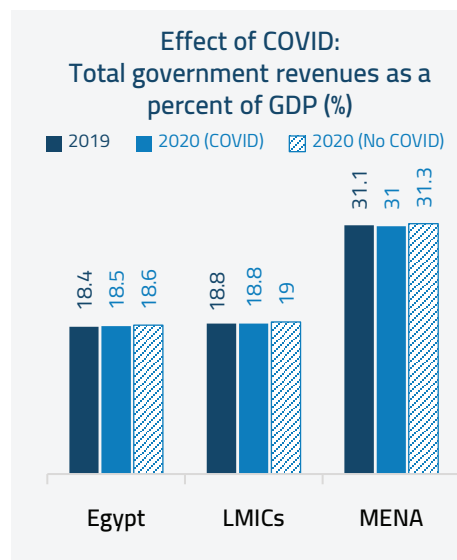
The COVID-19 pandemic affected the economy and caused a decrease in government revenues in 2020 compared to previous years. As a percent of GDP, there was little effect on government revenues due to the pandemic. As for the country’s share of global exports, Egypt accounted for roughly **0.18%** of global exports in 2019. The value of exports in 2020 decreased about **1%**, from 2019 which reflects the resilience of the Egyptian export sector in the face of the stagnation of global economic activity and international trade movement.

The GoE’s response to the pandemic was primarily based on partnerships and collaborations and can be divided into:

1. Prioritizing shifting the government services to be provided through digital portals. With emphasis on investing in the telecommunication infrastructure and capitalizing on its utilization.
2. Egypt joined hands with multiple development stakeholders to direct more funds towards projects serving the SDGs: 36 projects worth USD 1.4 billion have been directed to SDG3 (Good Health & Wellbeing), and USD 1.32 billion (5.17%) in 20 projects to SDG1 (No Poverty).

On an international front, stemming out of Egypt’s belief in the role of partnerships and responsibility towards international cooperation, support was extended whenever possible such as:

- Sending medical supplies to over **30 African and Arab countries** to support their efforts in combating the pandemic.
- Constructing an air bridge to **Lebanon** for medical relief work and treatment for victims of the horrific Beirut Port explosion in August 2020.



Source: Pardee Center for International Future Studies (2021), Denver University

(note: discrepancies from earlier chart due to calendar vs fiscal year differences)

By 2030, given an improved economy and a strong policy reform, government revenues as a percent of GDP reaches **23%**. As for Egypt's share of global exports, it is projected to increase steadily, reaching around **0.3%** by 2030. In terms of total trade, exports in Egypt are expected to increase substantially, more than doubling in value between 2020 and 2030.

### Horizon 2030 Projections

By 2030:	Business as Usual	With SDG Push
TOTAL GOV. REVENUES AS % OF GDP	<b>21.1%</b>	<b>23%</b>
TOTAL EXPORTS FROM EGYPT	<b>USD 100 billion</b>	<b>USD 104 billion</b>





# 6. A Decade of Development Ahead: Challenges & Way Forward

Regardless of the magnitude of the effort exerted, the whole world continues to face daunting challenges toward the implementation of the 2030 Agenda; and Egypt is no exception. The previous VNR 2018 had identified four challenges for achieving the 2030 Agenda which are data, financing, governance, and population growth. Indeed, Egypt has worked hard toward effectively dealing with these challenges. Accordingly, this chapter is divided into three parts. The first part presents a concise stocktaking exercise of Egypt's efforts to deal with these four challenges. The second part identifies three others challenges that have gained importance over the past three years. The last part presents the way forward for Egypt during the coming decade of action.

## CHALLENGES IDENTIFIED IN VNR 2018

---

### DATA

According to a report done by UN-ESCWA on Arab National Reporting Platforms for the SDGs, Egypt **ranked first** in the region (among 9 countries) for implementing **50%** of National Reporting Platforms criteria through its SDGs observatory. On another hand, the second national statistics report on the SDGs produced in 2019 by CAPMAS revealed that **47.5%** of the SDGs' indicators are available, compared to 43% in the first report published in 2018. This improvement was materialized on the background of introducing new surveys\*, updating and increasing the frequency of some existing ones, as well as the expanding the use of technology and recent informatics.

Despite the improvement, challenges still exist in terms of data gathering, data disaggregation (by different classifications

such as geographic location, gender, income and disabilities), and unifying variables and indicators definitions. Moreover, there is a dire need for training to develop professional statistical human resources at all levels, not only in the government sector but also in business sectors, educational systems, and NGOs. Part of this effort should be directed to change the mindset of the different institutions in terms of the importance of having accurate and timely data to support informative decisions and evidence-based policy as well as the significance of data transparency and dissemination to enhance good governance. In this vein, CAPMAS is working on the formulation of the **first National Strategy for Statistics** in Egypt, with support of the World Bank and the African Development Bank.

### FINANCING

According to UNCTAD estimates, the global efforts towards achieving SDGs by 2030 requires annually around USD 5-7 trillion across all sectors; albeit, current investment levels are far from the scale needed, with an investment gap in developing countries of about USD 2.5 trillion. As indicated in VNR 2018, Egypt is facing a number of financial challenges, including government debt and budget deficit. Despite the dilution of these challenges right after the successful implementation of the stabilization and reform program initiated in 2016 (see [section 4.1](#) for more details); unfortunately, these challenges have been exacerbated by the spread of the COVID-19 pandemic, requiring the mobilization of finances in order to provide adequate stimulus packages and protect vulnerable segments on the background of waning government revenues putting stress on the fiscal stance in Egypt.

One of the very promising solutions for the challenges of financing for development (FfD) is effective public private

\* These include survey for the determinants of birth rate, local community survey, violence against the women with disability survey, informal employment survey, family health survey, FGM survey and national projects survey.

partnerships (PPP). PPPs could act as a major development-financing alternative in the delivery of key strategic projects without putting lots of stress on the government budget and at the same time augmenting the share of the private sector in the economy and in carrying out impact investment. Within this framework, the **Sovereign Fund of Egypt** established in 2018, represents an effective mechanism to maximize value of government assets via collaborating with the private sector to unlocking the value of underutilized public assets and resources.

Similar to almost all developing countries, Egypt is suffering from limited fiscal space. Despite the reforms in increasing the real revenue of the government by introducing a full-fledged value-added tax in 2017, the ratio of taxes to GDP remains low even compared to other similar countries. This is not surprising as more than 50% of workers in Egypt work in the informal sector (see [SDG8](#) for more details). This is why the GoE is devising policies to increase the share of the formal sector which would reflect into boosting public revenues as well as enhancing the overall productivity. For example, the GoE has introduced a new law in 2021 to grant financial and non-financial incentives for SMEs to choose to operate in the formal sector for new establishments and the ease the transformation for the informal to the formal sector for the existing ones.

In addition to these efforts, Egypt is collaboration with international organizations toward FfD. More specifically, two important very important initiatives are being currently carried out:

- The preparation of the first of its kind **national report on Financing for Development** (FfD report) led by Dr. Mahmoud Mohie El Din, the Executive Director for the IMF and UN Special Envoy on Financing the 2030 Agenda, tackling the whole spectrum of FfD and identifying key policy interventions
- A project with the UN SDG Fund to set an **Integrated National Financing Framework** for costing the implementation of SDGs at the national level, aiming at identifying the national resources used to finance SDGs, the gaps and challenges in this context and the innovative financial tools and mechanisms to bridge these gaps. The sectors covered by this project are education, health, social protection, water & sanitation, and transportation, across which comes “women empowerment” as a crosscutting issue.

## GOVERNANCE

Egypt has adopted many measures toward good governance as was mentioned in SDG16. Some are very practical such the technological centers which provide quick sate of art government services to the general public. Some are more

conceptual such as the completion of the African Peer Review Mechanism report for Egypt.

Focusing on monitoring and evaluation (M&E) which is core to good governance, the GoE through MPED has created two electronic M&E systems. The first one is the **Integrated Electronic System for Planning and Monitoring**. Through this system, all public projects are requested by public entities, managed and monitored by MPED. Additionally, this system links each and every public project with the objectives of the government plan as well as the SGDs. Desk and field monitoring reports would be uploaded to the system to ease the process of M&E. Future plans include the introduction of a full geographic information system to support planning as well as monitoring phase. The second system is devised to monitor the performance of each government entity based on **entity-specific performance indicators** which are inputted each quarter. Again, this system is electronic with an informative graphical interface to depict each government entity and its affiliates.

A common denominator in these efforts is the use of the information technology and digital transformation (IT/DT). IT/DT has enhanced good governance from subsidy targeting and social protection to utility consumption and road safety. Evidently, this nexus of IT/DT and good governance which is supported by the all relevant entities in the state is bound to continue given its clear gains and positive spillovers on all SDGs.

## HIGH POPULATION GROWTH

Standard neoclassical growth theory predicts that the growth potential and state welfare decrease with population growth. On a micro level and according to the previously mentioned recent UNICEF study on poverty in Egypt (see the [box in section 2.3](#)), one of the main determinants of moving to poverty is family size. Each year more and more public funding is allocated to provide basic services to the growing population. This lingering race has made consecutive administrations in Egypt pay less attention to the quality of public services; hence adversely affecting the quality of human capital over time.

Programs to control birth and fertility rates were implemented in Egypt in the late 1980s and in the 1990s and they were successful in bringing down the rate of population growth placing Egypt into a salutary phase in the demographic transition. Unfortunately, when these efforts waned down, the population growth backslid and took an upward trend reaching its maximum after 2011 Revolution.

As mentioned in the “Government Efforts” section in SDG3, the GoE has launched a national plan in 2021 to put an end to this vicious circle (The Egyptian Family Development National Plan) to regulate the rate of population growth as well as



enhancing the quality of human capital. Led by MPED and with first phase until 2024, this national plan brings together relevant ministries (Health & Population, Social Solidarity, and Local Development), specialized governmental entities (National Population Council, Egypt Demographic Center and CAPMAS), relevant NGOs, the private sector and relevant international organizations (UNFPA and Population Council) to collaborate to reach the principle aim of the program.

For the first time in Egypt this program works on the short run as well in the long run dimensions of the problem. Whereas all previous programs focused on spreading the use of contraceptives through health units and sometimes the cultural and educational dimensions, this new program also focuses on long run solutions of the problem through changing the ecosystem of choosing to conceive. This is done via economic empowerment of women to increase women's participation in the labor force and new legislation to give positive incentives for small family size and negative incentives for large one. Additionally, IT/DT is an important pillar of the program as it would facilitate family planning services as well as aid the M&E process.

## ADDITIONAL CHALLENGES

### DIGITAL DIVIDE

During the 2019 HLPF, Egypt conducted a side event in collaboration with UNDP and the African Union and other partners to discuss the rising inequalities practically in all countries and how these inequalities are detrimental to the path toward the implementation of the 2030 Agenda and the concept of leaving no one behind. During the discussion, there was a consensus that all forms of inequality be it gender-based, religion-based, ethnic-based, region-based and so forth emanate from inequality of opportunities. Simply put, if all people regardless of their gender, income, religion, ethnicity, etc. have the same opportunities, then all forms of inequalities would dilute over time. With the onset of the revolution in IT/DT and the ever-accelerating pace of technology and digitization in all aspects of human life another form of inequality has emerged: the digital divide. What is perilous about this relatively new form of inequality is that it compounds other forms of inequalities. For example, the existing wage-gap between males and females would tend to widen as males have more access to technology and modern communication than females.

Communication and IT sector in Egypt has enjoyed an unprecedented run where it grew with a double-digit figure during the period 2005-2010 with a yearly average growth of 13.4% to be only interrupted during the period of political and

economic uncertainty to revert back to its course starting from 2016 until now with a yearly average growth of 13.7%. As seen throughout this report, IT/DT and its applications are integral part in almost all reforms, programs and initiatives; from structural reform to family planning; from good governance to localization. This is all good news but there are hidden challenges. With all of these efforts and despite faring better than developing countries, there exists still a significant digital divide between Egypt and developed countries. For example, internet penetration rate has reached 57.3%, higher than the world average of 51.4% but significantly lower than developed countries average (86.7%)\*. Despite this wide gap, Egypt is closing the gap fast and much faster than most of the other developing countries. Nevertheless, it is imperative to closely monitor this gap and design and implement policies to accelerate the convergence.

As other forms of inequality, digital divide is not between countries but also within each country. **In Egypt, digital divide exists urban and rural and between males and females.** In urban areas, 73.9% of households own computers at home and 70.5% of them have internet access at home compared to 55.8% and 51.2% in rural respectively. Between male and female, the digital divide also exists with the differences not less substantial, 61.5% of males between age 15-74 use the internet, 58.6% of them own a smartphone and 59.3% use the computer; however, for females these ratios drop to 53%, 48.6% and 54.1% respectively. This digital divide also exacerbates equitable financial inclusion and equal access to ICT-enabled financial services. According to the World Economic Forum's Network Readiness Index (NRI), Egypt ranked 115th among 134 countries in the sub-index on "The Socioeconomic Gap in Use of Digital Payments" in 2020.

These intra groups differences have the potential of creating differences in opportunities, hence deepening the incidents of inequalities. It is of utmost importance to observe these differences over the upcoming short period especially with the impetus given to this critical sector by the government as part of the National Structural Reforms Program (NSRP). In the event of widening or even stable digital divide, policies should be designed and implemented to rectify this trend.

### WOMEN PARTICIPATION IN THE LABOR FORCE

After reaching a peak of 13.3% in 2013/2014, unemployment rate in Egypt followed a downward trend. Even after the onset of the pandemic, unemployment rate experienced a short spike then returned to its trend. In the beginning of 2021, unemployment has reached only 7.2%. But unemployment rate is not the only indicator that should be tracked to assess the status of the labor market. Participation in the labor force is another important indicator that complements the unemployment rate. Participation rate in Egypt has declined steadily from 2015 to reach 43.5% in 2021. This decline is mainly

\* In terms of broadband subscriptions, Egypt is not performing very well as it has a much lower rate (7.6 subscriptions per 1000 persons) as opposed to 15.7% as a world average.

attributed to the fast regression in women participation rate which went from 21.6% which was already low to register 16.1% in 2021 (see [SDG5](#) for more details). Hence it is not surprising that a staggering 83.9% of employed people are males.

This extremely low participation rate of women in the labor force represents a major challenge affecting many SDGs. If they decide to seek employment, millions of Egyptian women would add to the labor force and hence would contribute to growth, the diminution of poverty, and the reduction of gender inequality. Interestingly, the challenge of high population growth is tied to the labour participation rate of women. As indicated above, one of the pillars of the “Egyptian Family Development National Plan” is the economic empowerment of women which could be monitored by the participation rate of women. If more women join the labor force and earn income, they would delay and reduce the incidents of conceiving; hence reducing population growth and fertility rates.

In order to deal with these challenges, it is imperative to understand the determinants of the choice of women to join (or not to join) the labor force and why more and more women are reluctant to be part of the labor force. These determinants could be economic, social, and/or cultural. Understanding these factors would be the first step to effectively deal with this challenge through the implementation of evidence-based policies.

### **MULTI-FACET ENVIRONMENTAL CHALLENGES**

Egypt is facing a huge stress on natural resources as a result of multiple factors including population growth, climate change, mounting development needs, as well as regional and geopolitical situation. In this vein, extreme weather events, water scarcity, land degradation, the growing demand for energy, and the accelerated rates of urban development necessitate new approaches to address these challenges.

As for **Climate Change**, Egypt, among other developing countries, is a climate vulnerability hotspot despite its comparatively little contribution to global GHG emissions. The devastating impacts of climate change, from increasing temperatures, rising sea-levels, and abrupt changes in precipitation, are posing significant risks to livelihoods, public

health, supply chains, infrastructure, agriculture, and food security, potentially reversing hard earned development gains and increasing pressure on the economy.

**Land Degradation** is another key challenge, which is characterized by the reduction and loss of the biological and economic productive capacity of land. Egypt is seriously affected by desertification, land degradation, and drought; caused by natural processes and human activities, i.e. climate change, sea level rise, soil and water mismanagement, overgrazing, and rapid urban sprawl.

Egypt also suffers from **Water Scarcity** as a longstanding problem, whereby its share of water remains fixed but demand on water increases with population growth and economic development. This situation poses a threat to economic growth and also threatens the quantity and quality of water resources in the country. Furthermore, water pollution and the use of ineffective irrigation methods result in water loss due to evaporation and over-irrigation, and to soil damage.

Climate change and **Geopolitical Challenges** are contributing to aggravating the situation. The first affects Nile Basin countries where several studies have shown that the Nile is very sensitive to climate change, mainly due to the decline in rainfall rate by 4%, while the statement of the negotiations over the Grand Ethiopian Renaissance Dam is alarming in light of Egypt’s dependence on Nile River as a main source of fresh water for its population.

As previously mentioned in the progress towards SDG6, the World Bank’s water poverty line is 1,000 m<sup>3</sup> of water per person per year. The current share of water per capita in Egypt is 570 m<sup>3</sup> in 2018. It is expected that the share of water per capita will continue to decrease to 534 m<sup>3</sup> by 2030.

Given these factors, Egypt is working hard towards exploring alternative methods to increase its share of water and face this growing crisis. Such methods include seawater desalination, improving irrigation techniques, revamping the national water canal network, and using treated wastewater in agriculture.



## WAY FORWARD

Before the onset of pandemic, all countries were experiencing difficulties in achieving the SDGs. With the pandemic still lingering, the difficulties are now compounded. The world has experienced a major setback and SDGs indicators have regressed. For many countries now, achieving all SDGs changed from being a difficult task to an impossible mission. What adds to the predicament is that the world has less than a decade to the deadline. The question is **what should countries do with so much to do and so little time?**

Egypt is and will continue working on achieving the 17 SDGs of the 2030 Agenda. Indeed, as of 2021 and given the status of SDG indicators, a few goals are attainable and others less so. However, Egypt will not give in on the less attainable ones. Egypt's aim is to achieve all the SDGs as soon as possible even if one or more goals are to be achieved post 2030. Fundamentally, there are two important catalysts that could accelerate the pace. The first is the **prevalence of IT/DT** and the second is the **partnerships to achieve the goals**.


We live in an era of unprecedented leaps in IT/DT. Its applications have the potential to solve persistent problems in Egypt. Government bureaucracy, red tape, and transaction cost could be minimized by the diffusion of IT/DT in government services. Reducing the incident of corruption, transparency, accountability and in general good governance are associated with the widespread of IT. More effective pedagogical techniques to enhance the quality of education services are facilitated and diffused with IT/DT and its numerous applications. Even better social protection programs and initiatives to target poverty pockets are

formulated with the aid of IT/DT. On the other hand, failure to “domesticate” IT/DT to Egypt's advantage would create the opposite effect and would create hurdles to the achievement of the 2030 Agenda. This is why Egypt is very determined to join the quantum race and not lagging behind.

It is not rhetoric to emphasize the importance of partnerships to achieve the SDGs. In Egypt, there is a tremendous stress on the premise that the achievement of SDGs is not the task of the government alone but all stakeholders should be part of this stride. The private sector has a key role. The civil society is a necessary ingredient. The international community is our facilitator and referee. Indeed, all stakeholders have roles to play. It is imperative that they should work together toward creating synergies and avoid at any cost the duplication of efforts. But what is true between stakeholders is equally valid within them. Egypt adopts this key principle and the direction is to emphasize it even more. Within the GoE, momentous efforts to achieve the SDGs are being carried out, but these efforts should be more streamlined to avoid duplication and to enhance efficiency. Building on the participatory approach, Egypt is and will continue working with the private sector, the civil society, and the international community. It is not a coincidence that all national initiatives that were mentioned in the report (Decent Life, Universal Health Insurance, Education 2.0, and many more) depend on the active involvement of all stakeholders.

Finally, we should continuously remind ourselves that it is our people and planet that will bear the heavy (and perhaps irreversible) burden of any failures in reaching inclusive and sustainable development across all axes, which necessarily means that our only option is to succeed.





# ACKNOWLEDGEMENT

“The Golden Triangle for Development” is a term used by Egypt to refer to the continuous cooperation between the Government of Egypt, Civil Society & International Organizations, and Private Sector Enterprises to ensure that no one is left behind. As has been demonstrated throughout this report, the GoE regards partnerships and cooperation as key pillars for development, and in the Decade of Action, Egypt reiterates its commitment to the sustainable development agenda through reinforced partnerships.

In 2021, Egypt is presenting its 3rd Voluntary National Review to the High-Level Political Forum amid a global pandemic that has led to gargantuan challenges and slowed down the progress towards the goals. The process of producing the 2021 VNR spanned over six months and included numerous consultations with stakeholders, partners, and experts. Producing this report would not have been possible without the participation and contribution of our development partners from:

## GOVERNMENT ENTITIES

- The Cabinet of Egypt
- Central Agency for Public Mobilization and Statistics
- Central Authority for Accountability
- Central Bank of Egypt
- Information and Decision Support Center
- Ministry of Agriculture and Land Reclamation
- Ministry of Education & Technical Education
- Ministry of Environment
- Ministry of Finance
- Ministry of Foreign Affairs
- Ministry of Health and Population
- Ministry of Higher Education & Scientific Research
- Ministry of Housing, Utilities, and Urban Communities
- Ministry of International Cooperation
- Ministry of Local Development
- Ministry of Social Solidarity
- Ministry of Trade and Industry
- National Council for Childhood and Motherhood
- National Council for Persons with Disabilities
- National Council for Women

## INTERNATIONAL ORGANIZATIONS

- Agence Francaise de developpement (AFD)
- Catholic Relief Services (CRS)
- Global Alliance for Reporting on Peaceful, Just and Inclusive Societies
- International Labour Organization (ILO)
- International Organization for Migration (IOM)
- Joint United Nations Programme on HIV/AIDS (UNAIDS)
- Office of the United Nations High Commissioner for Human Rights
- The British Embassy in Cairo
- The European Union Delegation in Cairo
- UN Human Rights Treaty Bodies
- UN Special Representative on Violence Against Children
- United Nations Children’s Fund (UNICEF)
- United Nations Department of Economic and Social Affairs (UNDESA)
- United Nations Development Programme (UNDP)
- United Nations Economic and Social Commission for Western Asia (UNESCWA)
- United Nations Educational, Scientific and Cultural Organization (UNESCO)
- United Nations Entity for Gender Equality and the Empowerment of Women (UN Women)
- United Nations Human Rights Council (UNHRC)
- United Nations Industrial Development Organization (UNIDO)
- United Nations Office on Drugs and Crime (UNODC)
- United Nations Population Fund (UNFPA)
- United Nations Resident Coordinator (UNRC)
- United Nations Volunteers (UNV)
- World Bank Group
- World Health Organization (WHO)

# ACKNOWLEDGEMENT

## PRIVATE SECTOR ENTERPRISES

- Ahead of the Curve
- Al Mansour Trading & Distribution Company
- Associated Consultants Egypt
- BariQ - Raya Holding Subsidiary
- Baseera - The Egyptian Center for Public Opinion Research
- Catalyst Partners
- Chemonics Egypt Consultants
- Dar Al Mimar Group «DMG»
- Edita Food Industries
- EFG Hermes Foundation
- Egyptian Transport & Commercial Services Co.
- Estmrarya
- Federation of Egyptian Industries
- gīg – Arab Misr Insurance Group
- Global Consolidated Contractors
- International Academy for Advanced Research and Studies for Training and Consultancy Ltd
- IBM
- ICPM Group
- Qalaa Holdings
- Raya Holding
- Sidi Kerir Petrochemicals Co.
- Soliman, Hashish & Partners
- Synerjies Center for International & Strategic Studies
- Takween Integrated Community Development
- The Coca-Cola Company / Global Water Challenge Foundation
- The Egyptian Ethylene and Derivatives Company
- UN Global Compact Network Egypt
- United Nations Office for Disaster Risk Reduction - Private Sector Alliance for Resilient Societies

## CIVIL SOCIETY ORGANIZATIONS

- Ain El Bee'ah Association
- Al Alfi foundation
- Alashanek ya baladi
- Alexandria Businessmen Association
- Al-Shehab Institution for Comprehensive Development
- Arab Office for Youth and Environment
- Arab World Ashoka
- Association for Women's Total Advancement and Development (AWTAD)
- Befrienders NGO
- Businesswomen of Egypt 21
- CARE
- Caritas Egypt
- Education for Employment
- Egyptian Family Planning Association
- Egyptian Red Crescent
- Egyptian Sustainable Development Forum
- El Nidaa foundation
- Etijah (Youth & Development Consultancy Institute)
- Future Eve Association for Family and Environmental Development (Giza)
- Kheir Domiat
- Life vision for comprehensive development
- Misr El Kheir Foundation
- Nawaya
- Plan International Egypt
- Ruwwad Al-Tanmeya
- Sawiris Foundation for Social Development
- Sohag Community Development Association
- Women and Development Association

## SDG Indicators

SDG	INDICATOR	YEAR	SOURCE
SDG1	Percentage of Population below national poverty line (USD 3.5 /day)	2013/2012 to 2020/2019	CAPMAS
SDG1	Percentage of Population below extreme poverty line (international line USD 1.9 /day)	2013/2012 to 2020/2019	CAPMAS
SDG1	Proportion of population living in households with access to basic services (Electricity, Clean Water, and Sanitation)	2015 to 2019	CAPMAS
SDG1	Proportion of total government spending on essential services (Health, Education, Basic Services)	2018 to 2020	MOF
SDG1	Effect of COVID: Percent of population living in extreme poverty % (1.90\$)	2019 to 2020	Pardee Center for International Future Studies, Denver University
SDG2	Food Security Index (Economist Intelligence Unit)	2018 to 2020	EIU
SDG2	Prevalence of Stunting (children under 5 years)	2015 to 2018	CAPMAS
SDG2	Prevalence of Anemia (children under 5 years)	2015 to 2018	CAPMAS
SDG2	Prevalence of Wasting (children under 5 years)	2015 to 2018	CAPMAS
SDG2	Volume of Agriculture Production per hectare (tons)	2016 to 2018	MOALR
SDG2	Population Covered by Ration Cards (Urban, Rural and Total)	2015 to 2020	MOSIT
SDG2	Food Support Received by Families 2020/2019 (percent of their total spending on food & drink)	2020/2019	CAPMAS
SDG2	Effect of COVID: Malnourished people, % of population	2019 to 2020	Pardee Center for International Future Studies, Denver University
SDG2	Effect of COVID: Stunting, % of children aged 5-0	2019 to 2020	Pardee Center for International Future Studies, Denver University
SDG3	Under 5 Mortality Rate	2015 to 2019	MOHP - CAPMAS
SDG3	Neonatal Mortality Rate	2015 to 2019	MOHP - CAPMAS
SDG3	Hepatitis C Yearly Reported Cases	2017 to 2019	CAPMAS
SDG3	Maternal Mortality Ratio	2015 to 2019	MOHP - CAPMAS
SDG3	Death rate due to road traffic injuries	2015 to 2019	MPED
SDG3	Number of Insured People (million)	2015 to 2019	CAPMAS
SDG3	Family Out of Pocket Health Expenditure on Average	2018 to 2020	MPED
SDG3	Effect of COVID: Under 5 Mortality Rate	2019 to 2020	Pardee Center for International Future Studies, Denver University
SDG3	Effect of COVID: Neonatal Mortality Rate	2019 to 2020	Pardee Center for International Future Studies, Denver University
SDG4	Net Enrollment Rate: (Primary, Lower Secondary, and Upper Secondary)	2018 to 2020	CAPMAS
SDG4	Total School Drop-out Rates (18 years old or younger)	2018/2017 to 2019/2018	CAPMAS
SDG4	Youth Illiteracy Rate (15 to 35 years old)	2015 to 2020	CAPMAS
SDG4	Class Density (students per class): (Urban and Rural)	2018/2017 to 2020/2019	MOETE
SDG4	Student-Teacher Ratio: (Urban and Rural)	2018/2017 to 2020/2019	MOETE
SDG4	Effect of COVID: Completion Rates Lower Secondary	2019 to 2020	Pardee Center for International Future Studies, Denver University
SDG4	Effect of COVID: Completion Rates Upper Secondary	2019 to 2020	Pardee Center for International Future Studies, Denver University
SDG5	Proportion of seats held by women in: National Parliament, Local Government	2019/2018 to 2020/2021	NCW
SDG5	Percentage of Women unemployment (%)	2018 to 2020	CAPMAS
SDG5	Percentage of Women Participation in the Labor Force (%)	2018 to 2020	CAPMAS

SDG5	Percentage of Women with Bank Accounts	2015 to 2020	CBE
SDG5	Gender Gap Index: Egypt's Rank in: Economic Participation and Opportunities - Education - Health - Political Empowerment	2015 to 2020	WEF
SDG5	Effect of COVID: Female Labor Force Participation rates %	2019 to 2020	Pardee Center for International Future Studies, Denver University
SDG5	Effect of COVID: Gender Inequality Index	2019 to 2020	Pardee Center for International Future Studies, Denver University
SDG6	Proportion of population using safely managed drinking water services	2015 to 2020	CAPMAS
SDG6	Proportion of population benefiting from proper management of sanitation services, including handwashing facilities with soap and water.	2015 to 2018	CAPMAS
SDG6	Percentage of treated wastewater to total wastewater	2015 to 2019	CAPMAS
SDG6	Sources of Egypt Water Supply		MOWRI
SDG6	Egypt's per capita share of water (m <sup>3</sup> /year)	2018	MOWRI
SDG6	Effect of COVID: Access to Improved Sanitation (% of population)	2019 to 2020	Pardee Center for International Future Studies, Denver University
SDG7	Percentage of population with access to Electricity (%)	2015 to 2019	CAPMAS
SDG7	Renewable energy share in total energy production (%)	2018 to 2019	MOERE
SDG7	Total generated Electricity (Billion KW)	2015 to 2019	MOERE
SDG8	GDP Growth Rate	2017/2016 to 2020/2019	MPED
SDG8	Unemployment Rate (%)	Q2017 4 to Q2020 4	CAPMAS
SDG8	Proportion of youth not in employment: 24-20 age group - 29-25 age group	2018 to 2020	CAPMAS
SDG8	Tourism direct GDP as a percentage of total GDP	2019 to 2020	CBE
SDG8	GDP Per Capita USD (GDP Expenditure Constant Price)	2017/2016 to 2020/2019	MPED
SDG8	Distribution of MSMEs Establishments	2018/2017	CAPMAS
SDG8	Informal Sector Employment (%)	2018 to 2020	CAPMAS
SDG8	Effect of COVID: GDP per Capita growth rate (PPP)	2019 to 2020	Pardee Center for International Future Studies, Denver University
SDG8	Effect of COVID: Informal Employment (% of total labor force)	2019 to 2020	Pardee Center for International Future Studies, Denver University
SDG9	Non-oil manufacturing value added as percentage of GDP	2015 to 2020	MPED
SDG9	High-technology exports as proportion of manufactured exports	2015 to 2019	UN Comtrade database
SDG9	Share of SMEs in manufacturing exports	2015 to 2020	MPED
SDG9	Researchers (in full-time equivalent) per million inhabitants	2015 to 2018	UNESCO Institute for Statistics
SDG9	Global Competitiveness Index: Transport Infrastructure Rank	2017 to 2019	WEF
SDG9	Global Competitiveness Index: Utility Infrastructure Rank	2017 to 2019	WEF
SDG9	Growth of Public Investments in Infrastructure (%): (Construction, Water & Sanitation, and Transportaion & Logistics)	2020/2019 to 2021/2020	MPED
SDG9	Megaprojects Sectors	2021/2020	MPED
SDG9	Effect of COVID: Value added by manufacturing (total) as a percent of GDP (%)	2019 to 2020	Pardee Center for International Future Studies, Denver University
SDG9	Effect of COVID: Fixed Broadband subscriptions per hundred people	2019 to 2020	Pardee Center for International Future Studies, Denver University
SDG10	Real GDP per capita PPP (USD thousand - constant 2017 international \$)	2017 and 2019	World Development Indicators, World Bank
SDG10	Growth Rate of Household Income (%): (Total - Urban - Rural)	2016/2015 to 2020/2019	CAPMAS
SDG10	Growth Rate of Household Expenditure (%): (Total - Urban - Rural)	2016/2015 to 2020/2019	CAPMAS
SDG10	Poverty Rates (%): (Total - Urban - Rural)	18/2017 to 2020/2019	CAPMAS
SDG10	Effect of COVID: Gini Coefficient	2019 to 2020	Pardee Center for International Future Studies, Denver University
SDG11	Proportion of Urban Population Living in Slums	2015 to 2019	CAPMAS





SDG11	Government Investments on roads and bridges (USD million)	2018 to 2020	MPED
SDG11	Expenditure on Culture and Religion from total Government Expenditure	2015 to 2020	MPED
SDG11	Global Competitiveness: Egypt's Scores in Transport Infrastructure (out of 100)	2018 to 2019	WEF
SDG11	Effect of COVID: PM2.5 air pollution in micrograms per cubic meter	2019 to 2020	Pardee Center for International Future Studies, Denver University
SDG12	Disposed Garbage Quantity (thousand Ton)	2015 to 2019	CAPMAS
SDG12	Effect of COVID: Agricultural losses (across the food chain) as a share of production	2019 to 2020	Pardee Center for International Future Studies, Denver University
SDG13	Per Capita CO <sub>2</sub> Emissions in Egypt (in metric tons)	2016 to 2019	GCDL
SDG13	Effect of COVID: Carbon Emissions (in Billions of Tons)	2019 to 2020	Pardee Center for International Future Studies (2021), Denver University
SDG14	Ocean Health Index – Egypt Score (100 = best)	2017 to 2019	OHI
SDG14	Effect of COVID: Total annual fish production (in million metric tons)	2019 to 2020	Pardee Center for International Future Studies, Denver University
SDG15	Red List Index of species survival – Egypt's Score	2015 to 2019	IUCN Red List
SDG15	COVID Effect: Total forest land in COVID Scenario (in million hectares)	2019 to 2020	Pardee Center for International Future Studies, Denver University
SDG16	Rule of Law (percentile rank) – World Governance Indicators	2015 to 2019	WGI
SDG16	Government Effectiveness (percentile rank) – World Governance Indicators	2015 to 2019	WGI
SDG16	Institutions Rank (Component of Global Competitiveness Index)	2018 to 2019	GCI
SDG16	Political Stability & Absence of Violence / Terrorism (percentile rank) – World Governance Indicators	2015 to 2019	WGI
SDG16	Effect of COVID: Corruption Perception Index Score (higher score = more transparent)	2019 to 2020	Pardee Center for International Future Studies, Denver University
SDG16	Effect of COVID: Government effectiveness (scale of 1 to 5)	2019 to 2020	Pardee Center for International Future Studies (2021), Denver University
SDG17	Total government revenues as proportion of GDP (%)	2018 to 2020	Ministry of Finance
SDG17	Proportion of domestic budget funded by domestic taxes (%)	2018 to 2020	Ministry of Finance
SDG17	Total Net official development assistance (Billion USD)	2018 to 2020	MOIC - OECD
SDG17	Total Net Foreign Direct Investment (Billion USD)	2015 to 2020	CBE
SDG17	Proportion remittances of total GDP (%)	2018 to 2020	CBE
SDG17	Number of Fixed Internet broadband subscriptions per 100 inhabitants	2015 to 2018	MCIT / WDI
SDG17	Effect of COVID: Total government revenues as a percent of GDP (%)	2019 to 2020	Pardee Center for International Future Studies, Denver University



