



وزارة التخطيط والتنمية الاقتصادية
والتعاون الدولي
Ministry of Planning, Economic
Development & International
Cooperation



UN
DP

Localizing Sustainable Development Goals

— in Egypt —

2023



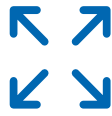
Port Said Governorate





0.76 %

2023
Governorate population
as a percentage of total
population




1,345 Km²

2021
Port Said Governorate
total area



0.841

2019/2020
Human Development
Index



190 EGP bn

2020/2021
GDP, Current prices

Net enrollment rate,
pre-primary (%)

Ranking
1



Percentage of individuals
using mobile phones (4 years
and above) (%)

Ranking
1



Percentage of households
having an improved source of
drinking water (%)

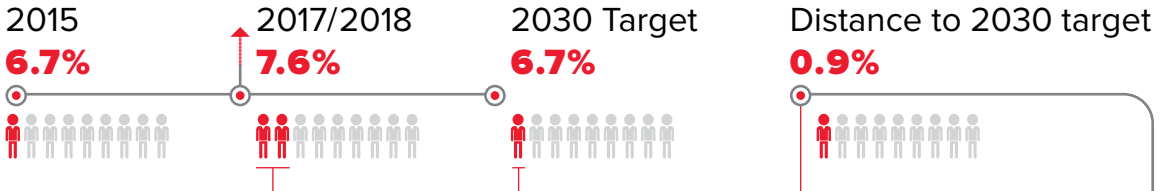
Ranking
1



1 NO
POVERTY



Percentage of population living below the national poverty line (%)



Annual targeted change until 2030 **-0.07%**

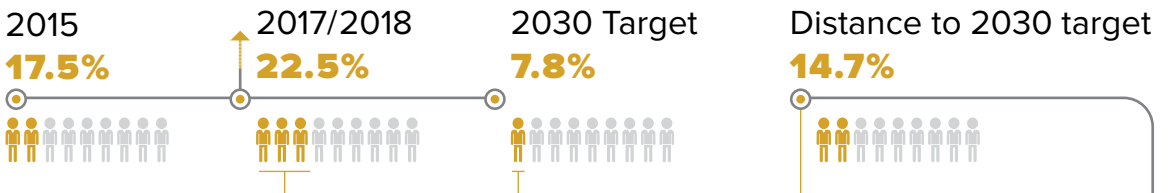
Ranking
2



2 ZERO
HUNGER



Percentage of persons with calorie deficiency (%)

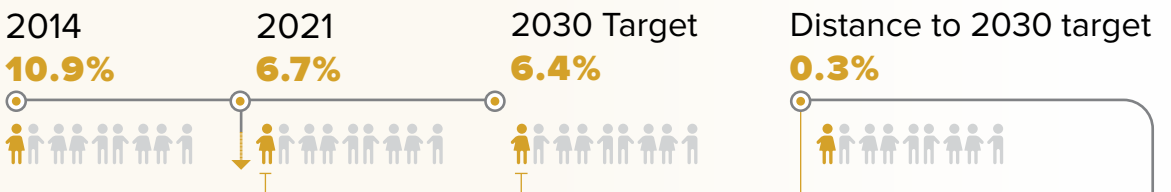


Annual targeted change until 2030 **-1.13%**

Ranking
20



Prevalence of stunting among children under 5 years of age (%)



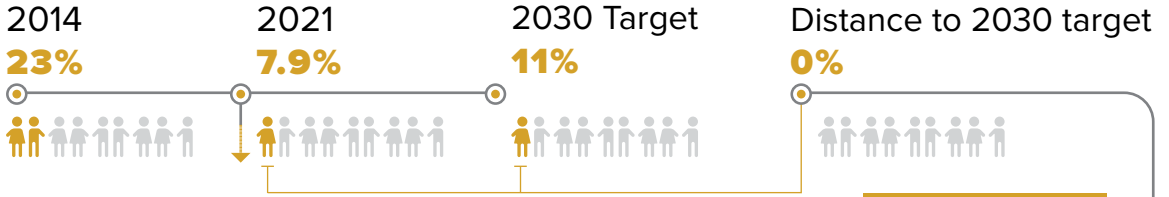
Annual targeted change until 2030 **-0.03%**

Ranking
6



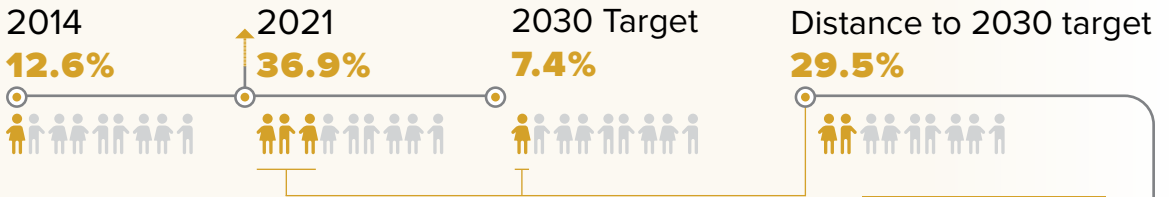


Prevalence of malnutrition among children under 5 years of age (%)



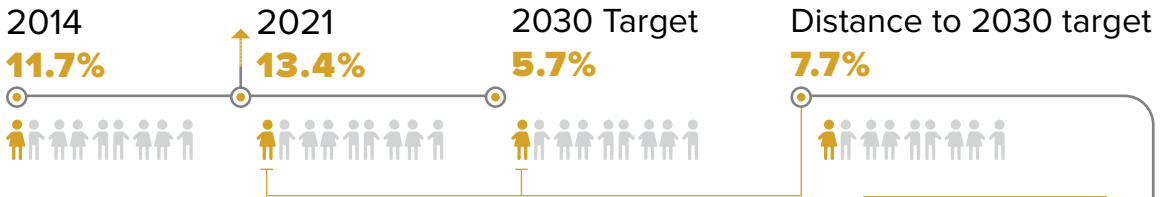
Annual targeted change until 2030 **Target achieved** Ranking **13**

Prevalence of anaemia in children aged 6–59 months (%)



Annual targeted change until 2030 **-3.28%** Ranking **12**


Prevalence of overweight among children under 5 years of age (%)



Annual targeted change until 2030 **-0.86%** Ranking **20**

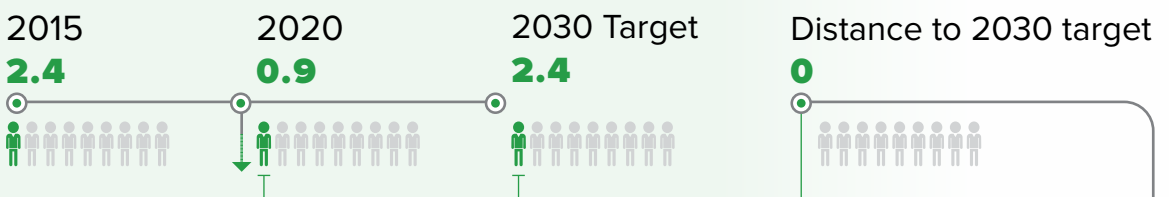


Maternal mortality ratio per 100,000 live-births



Annual targeted change until 2030 **-2.73** Ranking **14**

Death rate due to road traffic injuries per 100,000 population

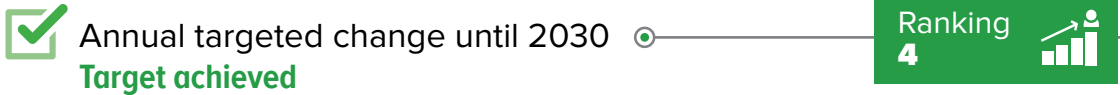
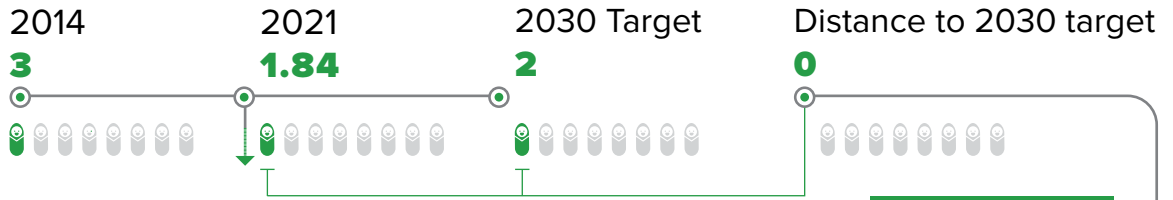


Annual targeted change until 2030 **Target achieved** Ranking **2**

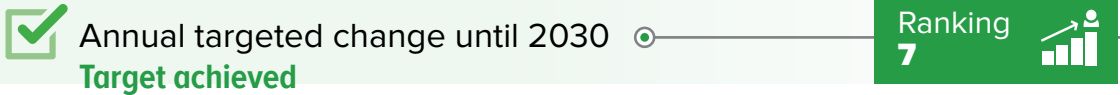
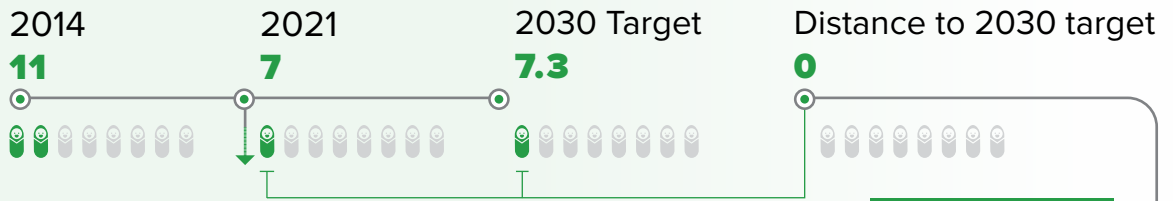




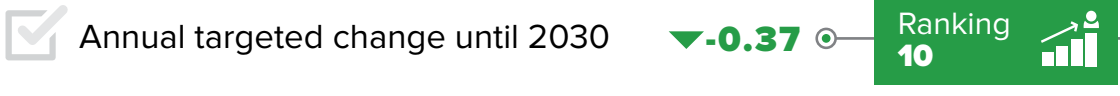
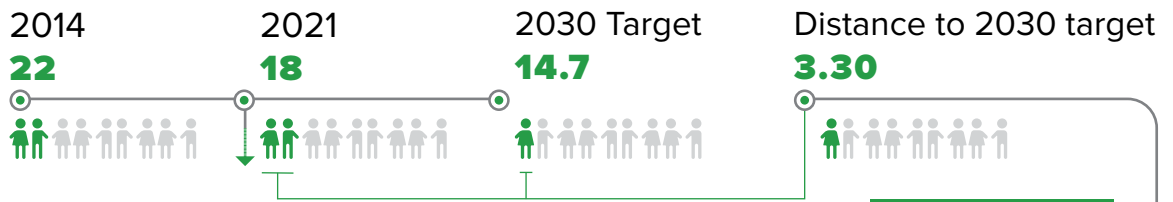
Total fertility rate



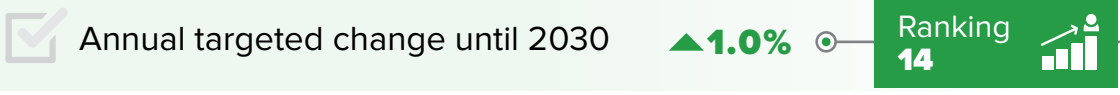
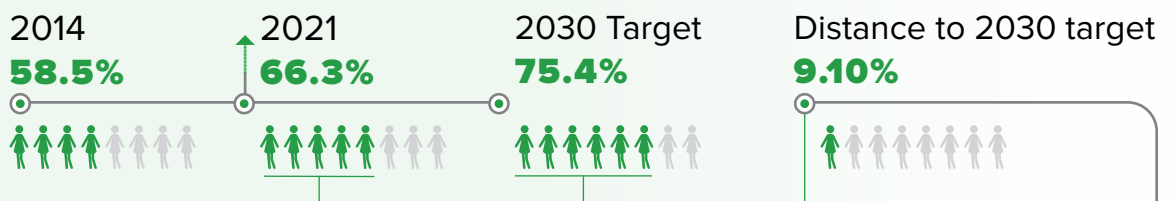
Neonatal mortality rate per 1000 live-births



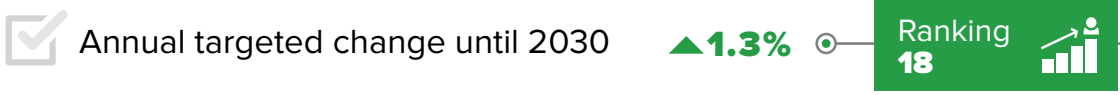
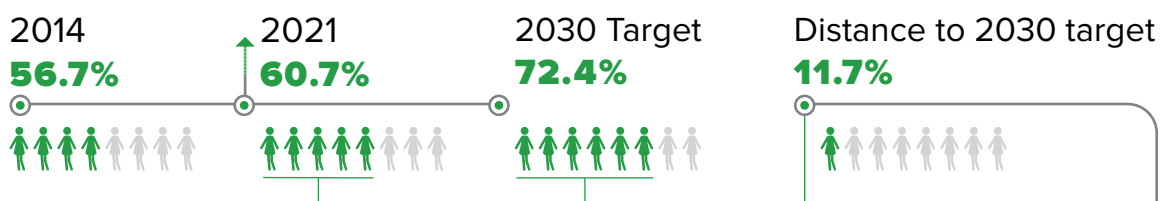
Under-five mortality rate per 1000 live-births



Percentage of currently married women aged (15–49) years, who are using any method of contraception (%)



Percentage of currently married women aged (15–49) years, who are using any modern method of contraception (%)



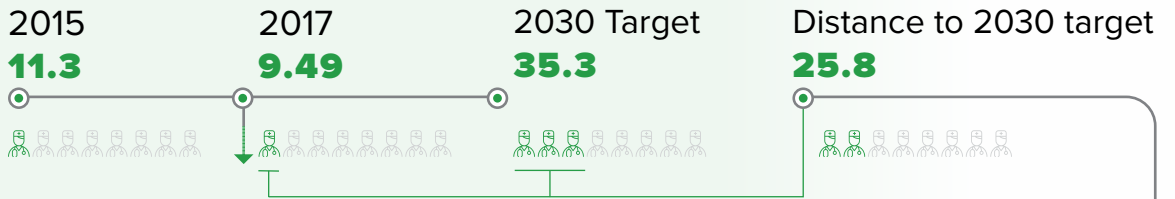


Percentage of births attended by skilled health personnel (%)



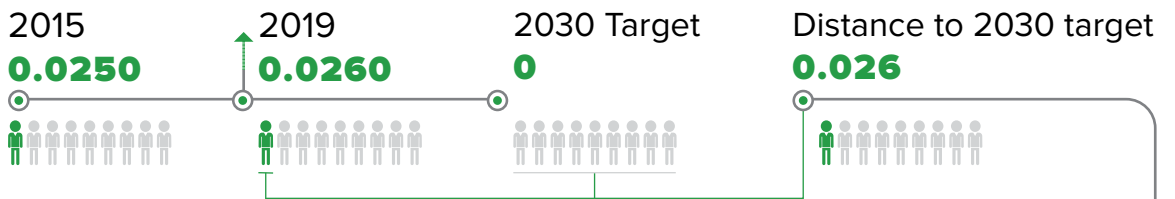
Annual targeted change until 2030 **▲ 0.08%** **Ranking 6**

Number of medical doctors per 10,000 population



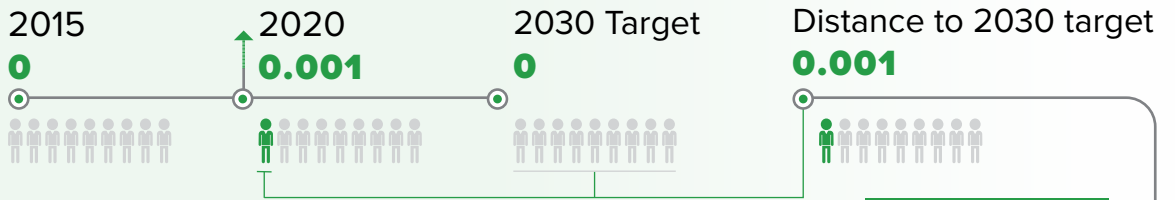
Annual targeted change until 2030 **▲ 1.99** **Ranking 20**

Number of new HIV infections per 1000 uninfected population



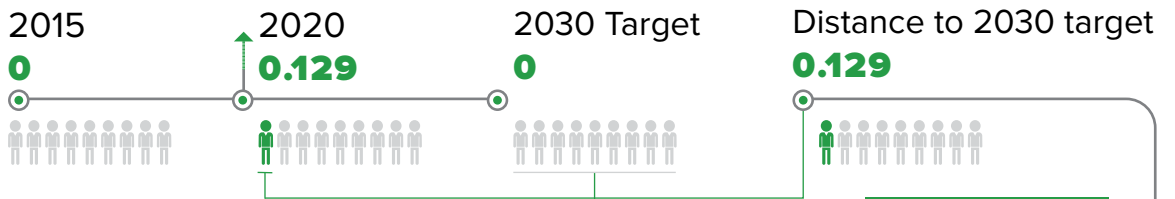
Annual targeted change until 2030 **▼ -0.002** **Ranking 17**

Malaria incidence per 1000 population



Annual targeted change until 2030 **▼ -0.0001** **Ranking 3**

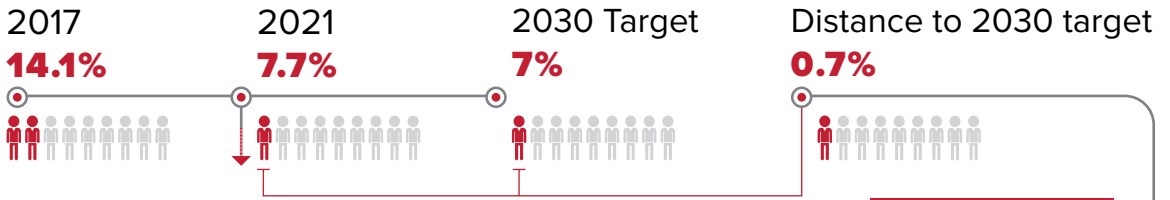
Hepatitis B incidence per 100,000 population



Annual targeted change until 2030 **▼ -0.013** **Ranking 5**

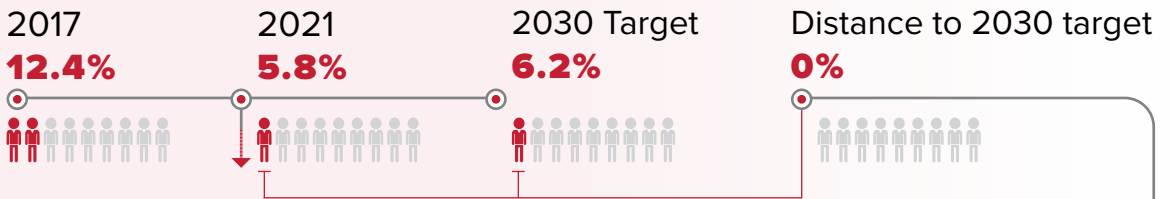


Illiteracy rate (10 years and above) (%)



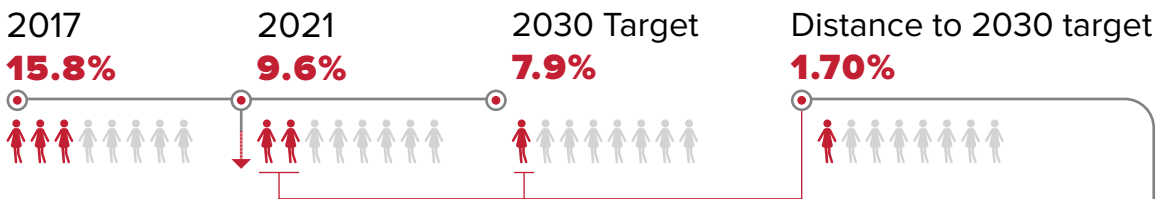
Annual targeted change until 2030 **-0.08%** **Ranking 3**

Illiteracy rate, male (10 years and above) (%)



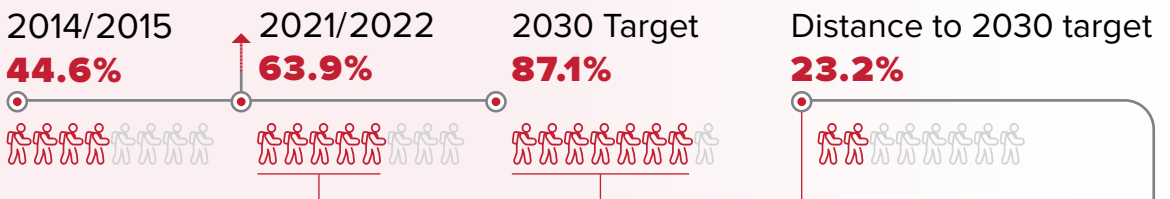
Annual targeted change until 2030 **Target achieved** **Ranking 4**

Illiteracy rate, female (10 years and above) (%)



Annual targeted change until 2030 **-0.19%** **Ranking 2**

Net enrollment rate, pre-primary (%)



Annual targeted change until 2030 **2.58%** **Ranking 1**

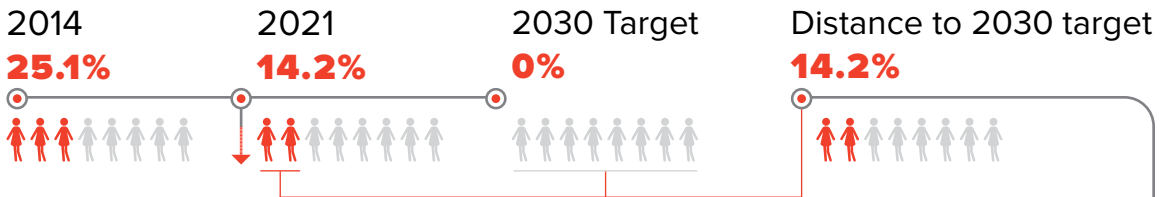
Percentage of schools equipped for students with disabilities (%)



Annual targeted change until 2030 **3.16%** **Ranking 23**

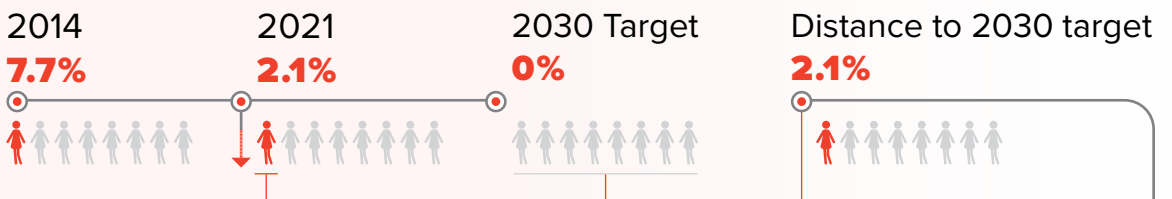


Percentage of ever-married women aged (15-49) subjected to physical violence (%)



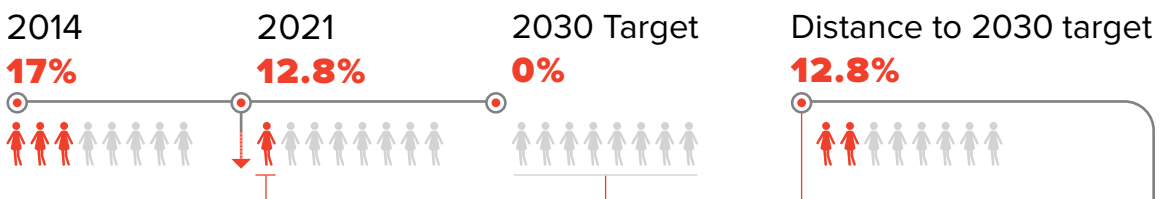
Annual targeted change until 2030 ▼ **-1.58%** **Ranking 4**

Percentage of ever-married women aged (15-49) subjected to sexual violence (%)



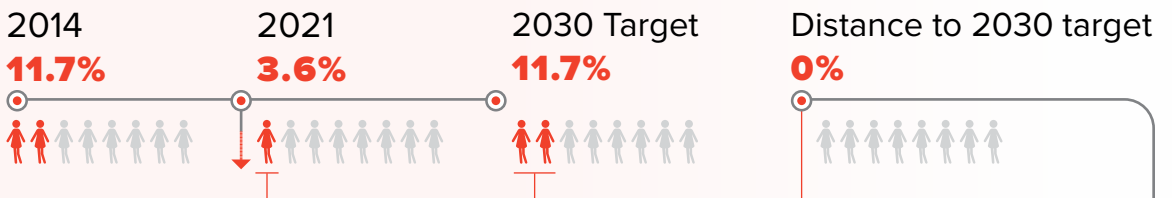
Annual targeted change until 2030 ▼ **-0.23%** **Ranking 4**

Percentage of ever-married women aged (15-49) subjected to psychological violence (%)



Annual targeted change until 2030 ▼ **-1.42%** **Ranking 5**

Percentage of women aged (0-19) years who have undergone or are expected to undergo female genital mutilation/cutting (%)



Annual targeted change until 2030 **Target achieved** **Ranking 15**

Number of seats held by women in national parliaments

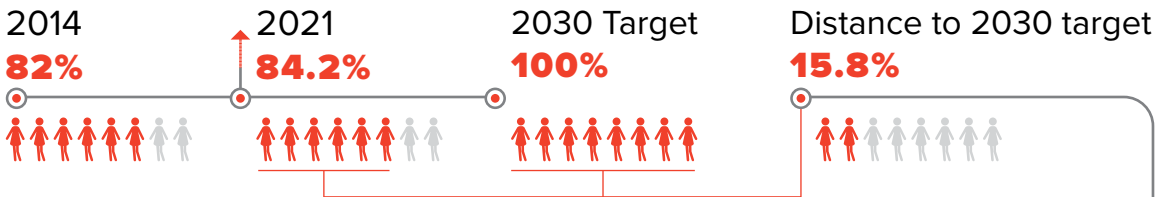


Annual targeted change until 2030 ▲ **0.13** **Ranking 2**



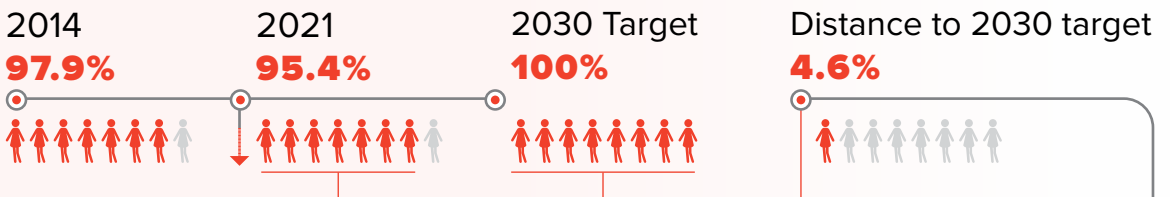


Percentage of married women aged (15–49) years who make their own decisions regarding their health care (%)



Annual targeted change until 2030 **▲ 1.76%** **Ranking 14**

Percentage of married women aged (15–49) years who make their own decisions regarding family planning methods (%)



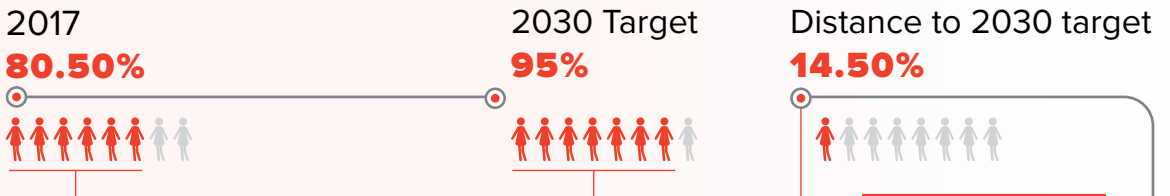
Annual targeted change until 2030 **▲ 0.51%** **Ranking 15**

Percentage of individuals using mobile phones (4 years and above) (%)



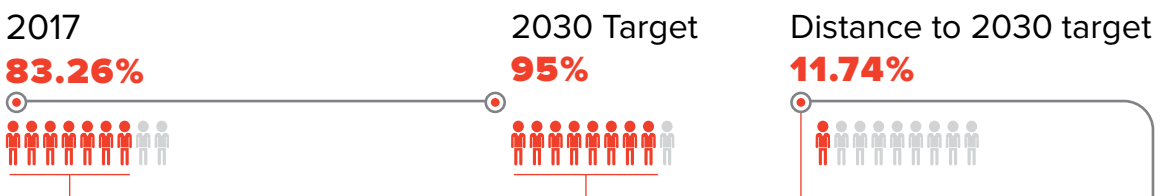
Annual targeted change until 2030 **▲ 1.01%** **Ranking 1**

Percentage of individuals using mobile phones, female (4 years and above) (%)



Annual targeted change until 2030 **▲ 1.12%** **Ranking 1**

Percentage of individuals using mobile phones, male (4 years and above) (%)

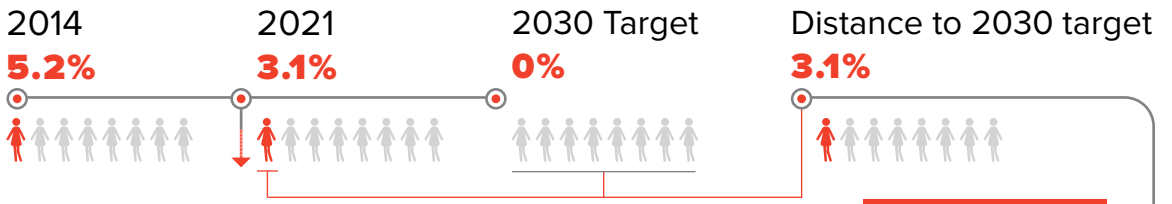


Annual targeted change until 2030 **▲ 0.90%** **Ranking 2**





Percentage of women aged (15-17) who are currently married (%)



Annual targeted change until 2030 ▼ **-0.34%** **Ranking 12**



Percentage of households having an improved source of drinking water (%)



Annual targeted change until 2030 **Target achieved** **Ranking 1**

Percentage of households having a separate toilet (%)



Annual targeted change until 2030 ▲ **0.06%** **Ranking 5**

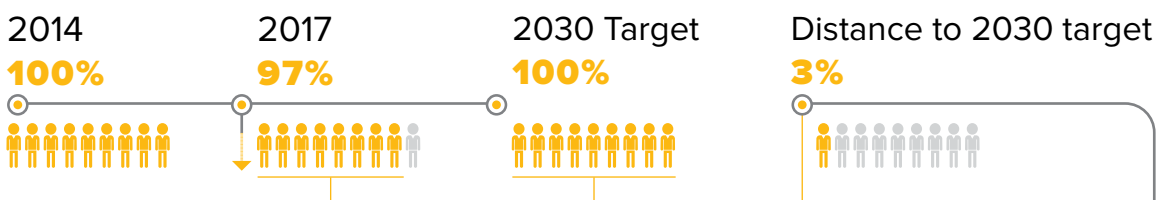
Percentage of population having a hand-washing facility with soap and water (%)




Annual targeted change until 2030 ▲ **0.03%** **Ranking 2**



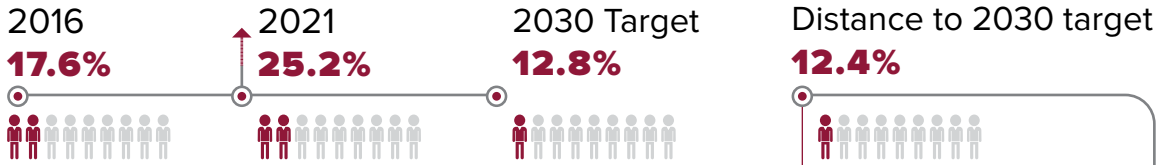
Percentage of households with access to electricity (%)



Annual targeted change until 2030 ▲ **0.23%** **Ranking 6**



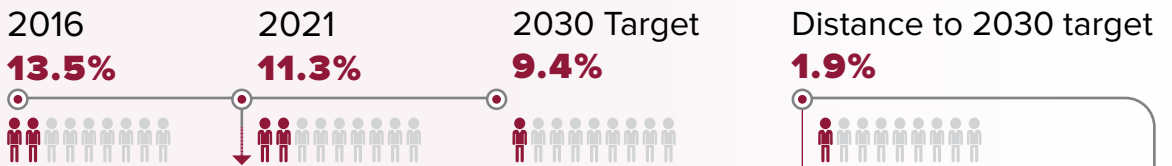
Unemployment rate (%)



Annual targeted change until 2030 ▼ **-1.38%**

Ranking **23**

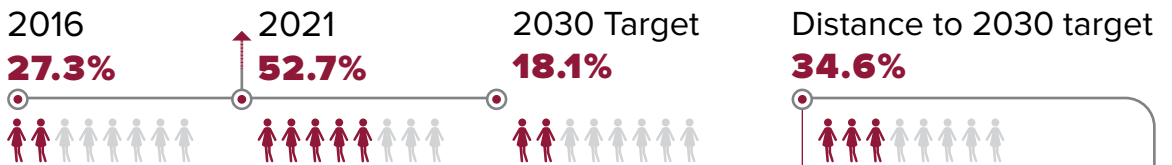
Unemployment rate, male (%)



Annual targeted change until 2030 ▼ **-0.21%**

Ranking **19**

Unemployment rate, female (%)



Annual targeted change until 2030 ▼ **-3.84%**

Ranking **24**

Percentage of females in the labor force (%)



Annual targeted change until 2030 ▲ **0.75%**


Ranking **2**

Percentage of youth aged (16-19) years who receive training (%)

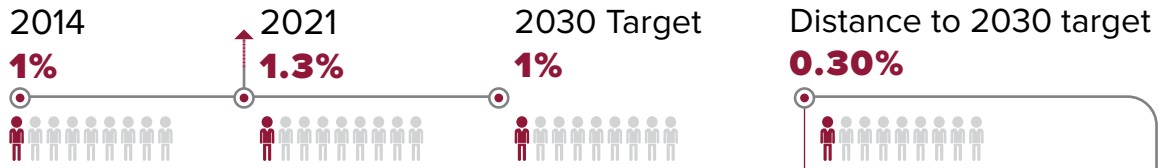


Annual targeted change until 2030 ▲ **0.43%**

Ranking **10**



Percentage of children aged (5-17) years engaged in child labor (%)

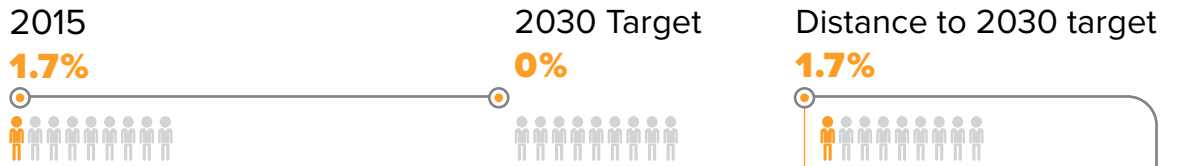


Annual targeted change until 2030 ▼ **-0.03%**

Ranking **6**



Percentage of population living in unsafe informal settlements (%)

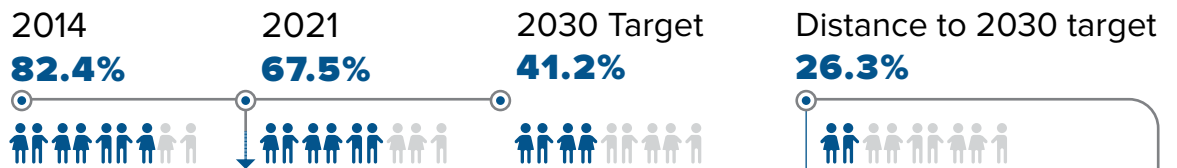


Annual targeted change until 2030 ▼ **-0.11%**

Ranking **11**



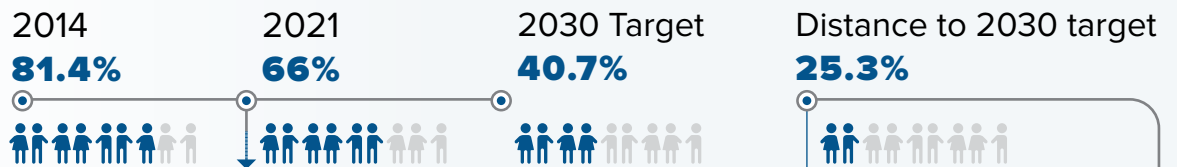
Percentage of children who experienced any violent means of behavior control (%)



Annual targeted change until 2030 ▼ **-2.92%**

Ranking **4**

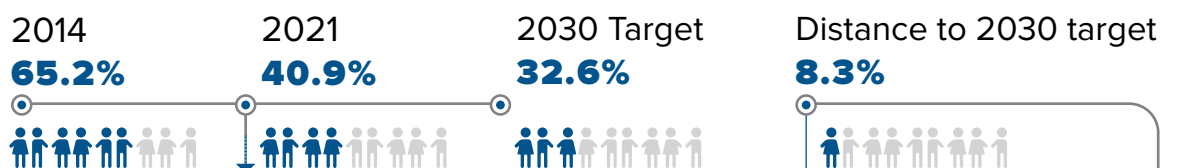
Percentage of children who experienced psychological punishment (%)



Annual targeted change until 2030 ▼ **-2.81%**

Ranking **7**

Proportion of children who experienced physical punishment (%)



Annual targeted change until 2030 ▼ **-0.92%**

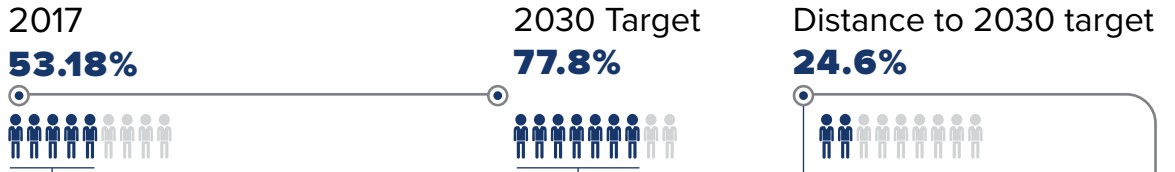
Ranking **6**



17 PARTNERSHIPS FOR THE GOALS



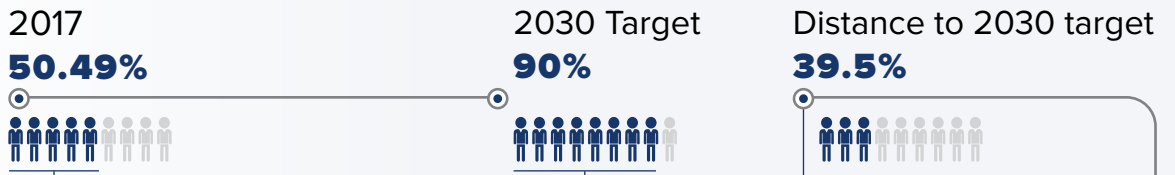
Percentage of individuals using the internet (4 years or above) (%)



Annual targeted change until 2030 ▲ 1.89%

Ranking 19

Percentage of individuals using computers (4 years or above) (%)



Annual targeted change until 2030 ▲ 3.04%

Ranking 21



Copyright

Copyright @ 2024, The United Nations Development Programme and the Ministry of Planning, Economic Development and International Cooperation, Egypt.

All rights reserved. No part of this publication may be reproduced, stored in a retrieval system, or transmitted, in any form or by any means, electronic, mechanical, photocopying, recording or otherwise, without prior permission, or without referencing this source.

Notice

This report is the result of collaborative work between the Ministry of Planning, Economic Development and International Cooperation and the United Nations Development Programme in Egypt, with support from the Central Agency for Public Mobilization and Statistics and The Egyptian Center for Public Opinion Research (Baseera).