



وزارة التخطيط والتنمية الاقتصادية
والتعاون الدولي
Ministry of Planning, Economic
Development & International
Cooperation



UN
DP

Localizing Sustainable Development Goals

— in Egypt —

2023



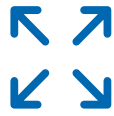
South Sinai Governorate





0.11%

2023
Governorate population
as a percentage of total
population




31,272 Km²

2021
South Sinai Governorate
total area



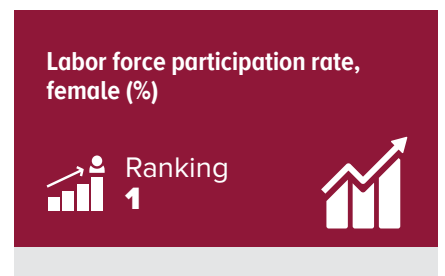

0.950

2019/2020
Human Development
Index




58 EGP bn

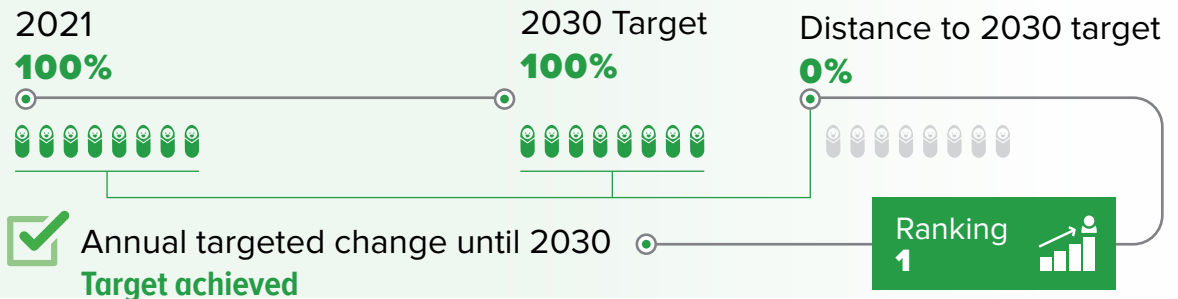
2020/2021
GDP, Current prices



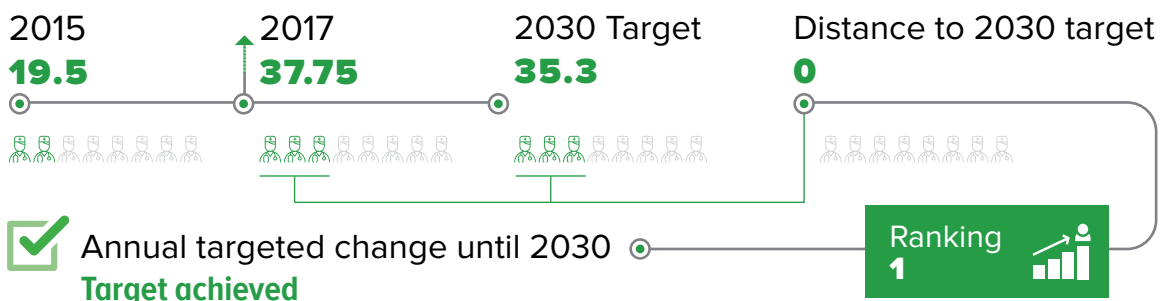
Death rate due to road traffic injuries per 100,000 population



Percentage of births attended by skilled health personnel (%)



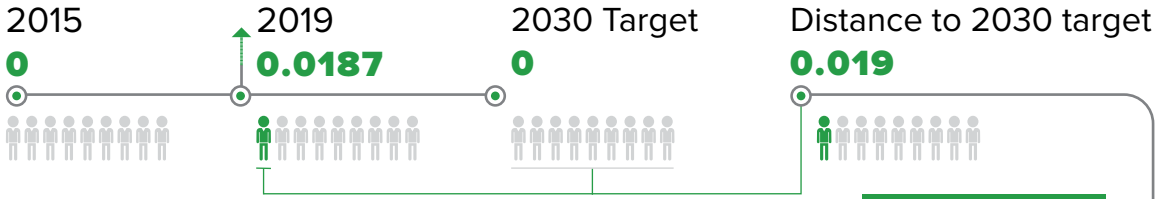
Number of medical doctors per 10,000 population





3 GOOD HEALTH
AND WELL BEING

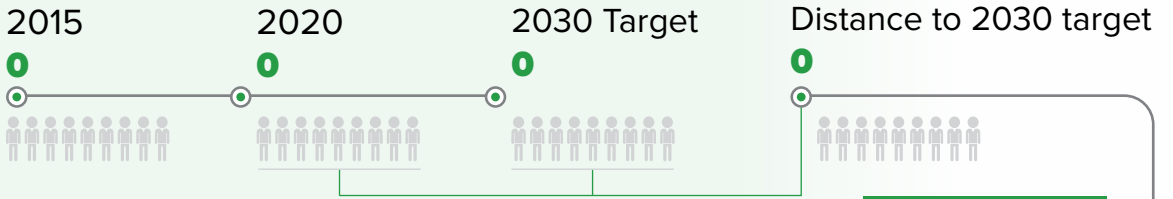
Number of new HIV infections per 1000 uninfected population



Annual targeted change until 2030 **-0.002**

Ranking
13

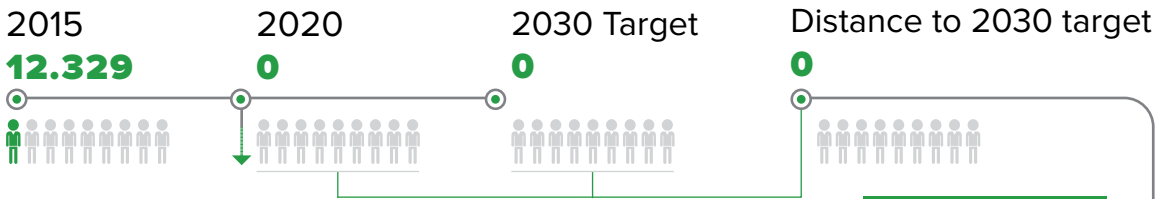
Malaria incidence per 1000 population



Annual targeted change until 2030
Target achieved

Ranking
1

Hepatitis B incidence per 100,000 population

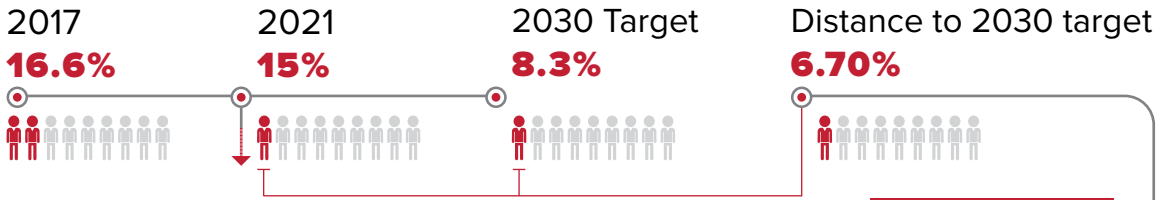


Annual targeted change until 2030
Target achieved

Ranking
1

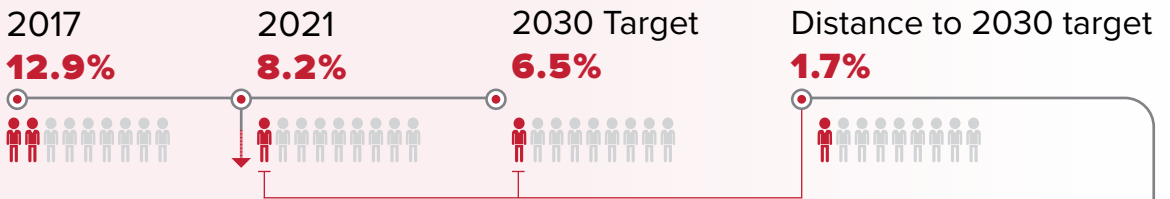


Illiteracy rate (10 years and above) (%)



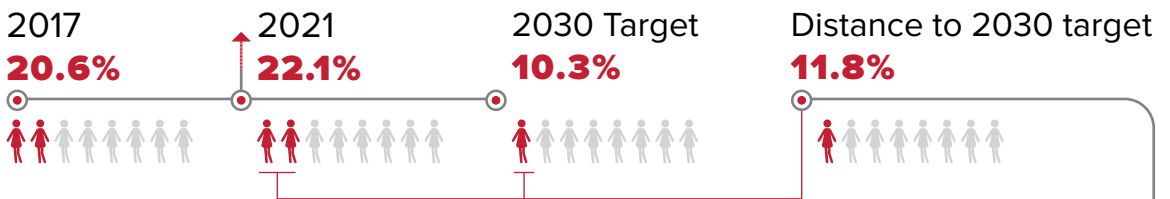
Annual targeted change until 2030 ▼ **-0.74%** **Ranking 17**

Illiteracy rate, male (10 years and above) (%)



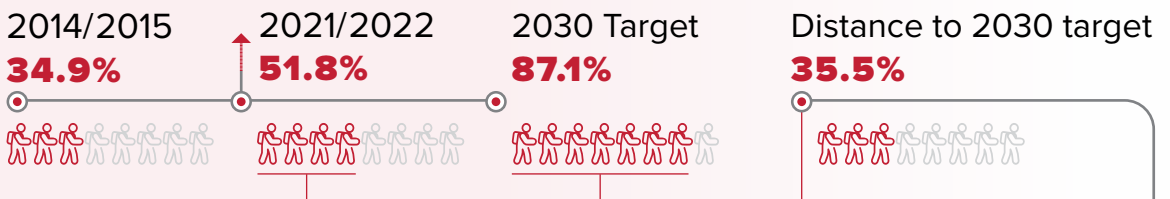
Annual targeted change until 2030 ▼ **-0.19%** **Ranking 10**

Illiteracy rate, female (10 years and above) (%)



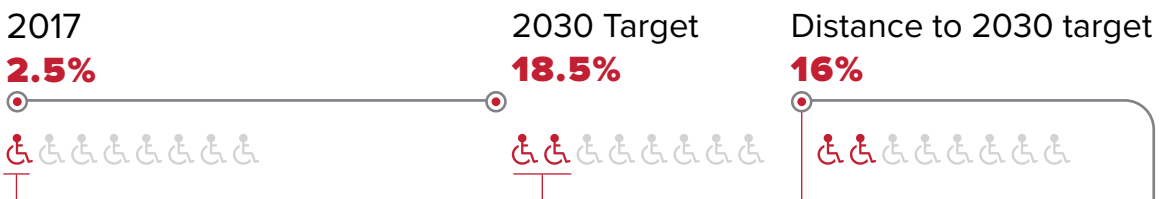
Annual targeted change until 2030 ▼ **-1.31%** **Ranking 21**

Net enrollment rate, pre-primary (%)



Annual targeted change until 2030 ▲ **3.92%** **Ranking 2**

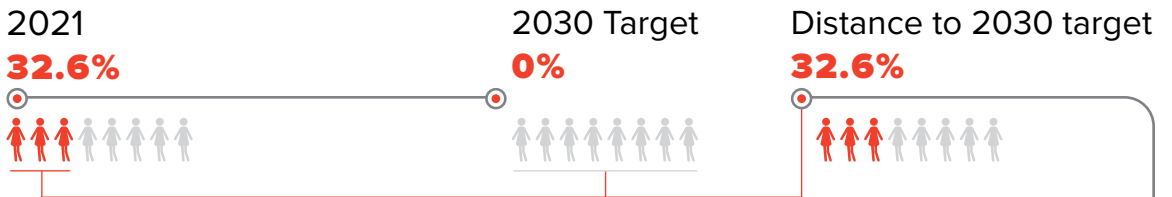
Percentage of schools equipped for students with disabilities (%)



Annual targeted change until 2030 ▲ **1.23%** **Ranking 6**

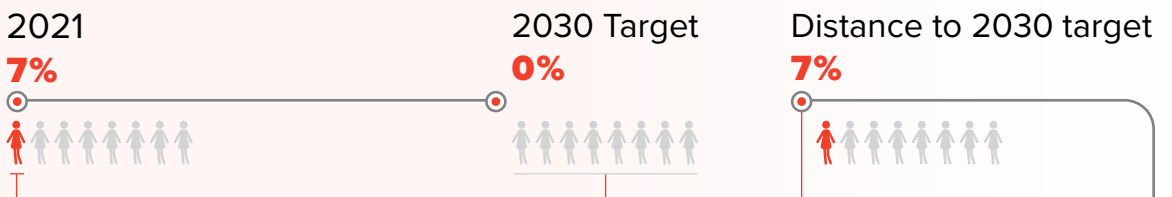


Percentage of ever-married women aged (15-49) subjected to physical violence (%)



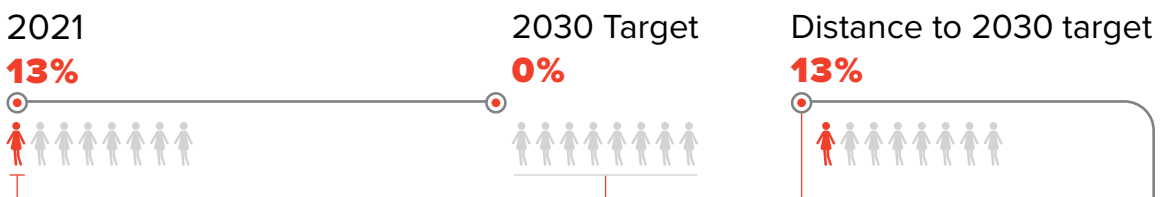
Annual targeted change until 2030 ▼ -3.62% **Ranking 21**

Percentage of ever-married women aged (15-49) subjected to sexual violence (%)



Annual targeted change until 2030 ▼ -0.78% **Ranking 15**

Percentage of ever-married women aged (15-49) subjected to psychological violence (%)



Annual targeted change until 2030 ▼ -1.44% **Ranking 6**

Number of seats held by women in national parliaments



Annual targeted change until 2030 ▲ 0.13 **Ranking 2**

Percentage of married women aged (15-49) years who make their own decisions regarding their health care (%)




Annual targeted change until 2030 ▲ 0.84% **Ranking 3**



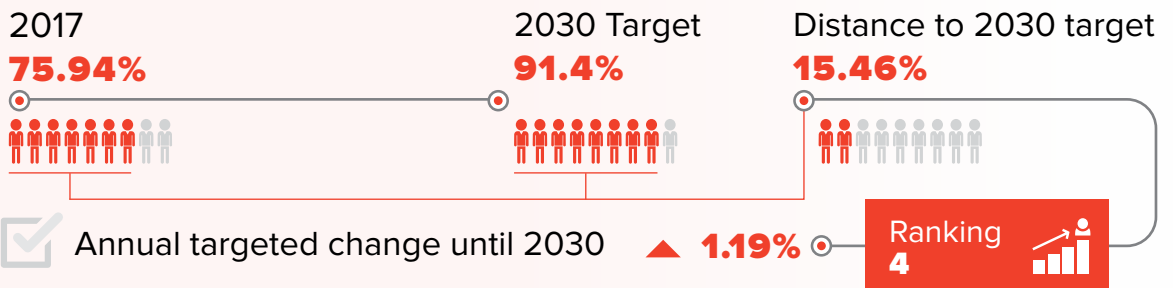


5 GENDER EQUALITY

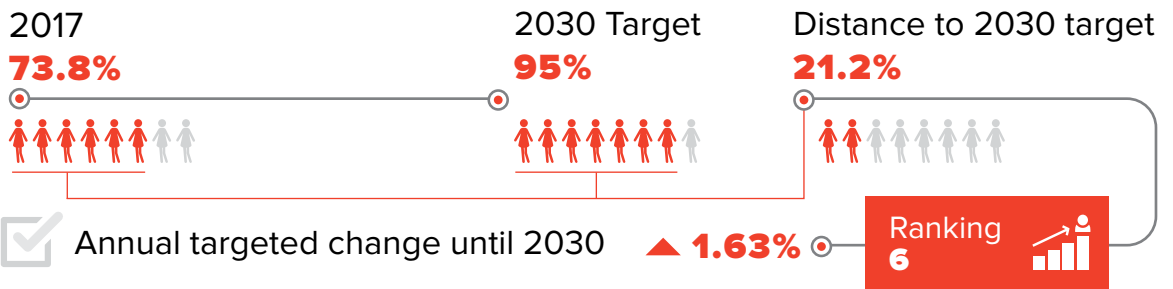
Percentage of married women aged (15–49) years who make their own decisions regarding family planning methods (%)



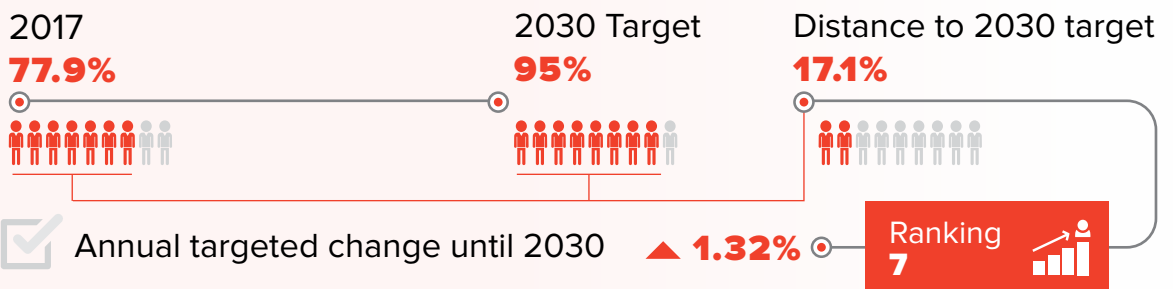
Percentage of individuals using mobile phones (4 years and above) (%)



Percentage of individuals using mobile phones, female (4 years and above) (%)



Percentage of individuals using mobile phones, male (4 years and above) (%)





Percentage of households having an improved source of drinking water (%)



Annual targeted change until 2030 **▲ 0.39%** **Ranking 11**

Percentage of households having a separate toilet (%)



Annual targeted change until 2030 **Target achieved** **Ranking 1**

Percentage of population having a hand-washing facility with soap and water (%)




Annual targeted change until 2030 **▲ 0.33%** **Ranking 9**



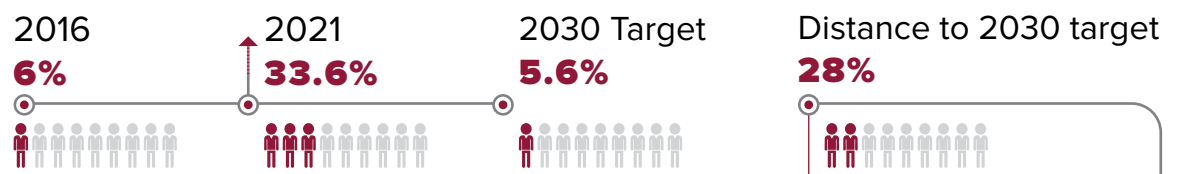
Percentage of households with access to electricity (%)




Annual targeted change until 2030 **▲ 0.38%** **Ranking 7**



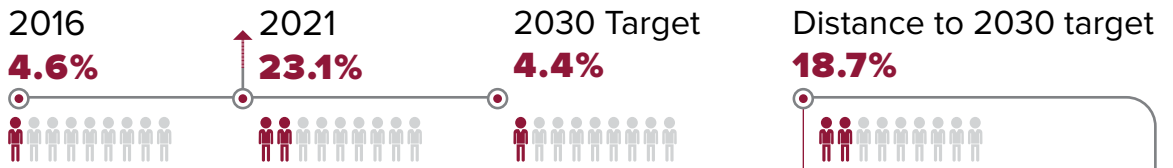
Unemployment rate (%)



Annual targeted change until 2030 **▼ -3.11%** **Ranking 24**



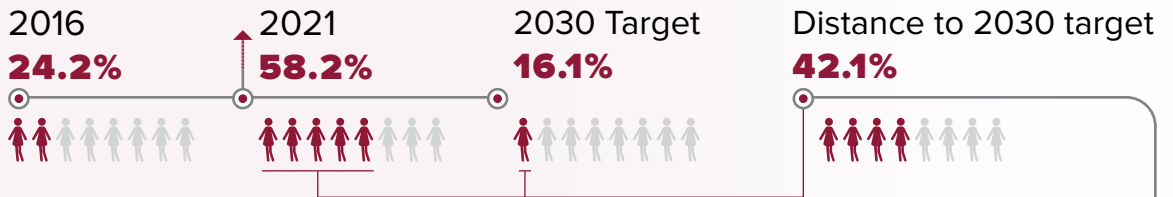
Unemployment rate, male (%)



Annual targeted change until 2030 ▼ **-2.08%**

Ranking **25**

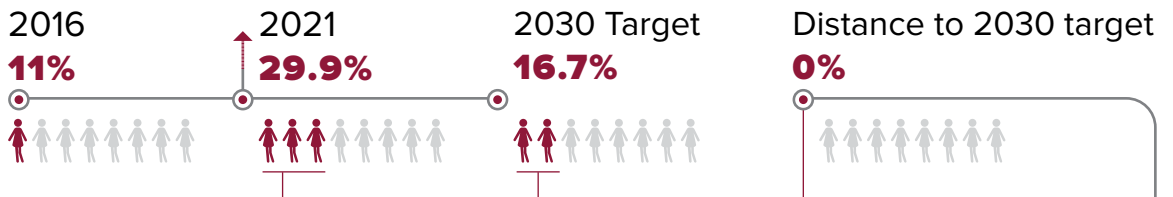
Unemployment rate, female (%)



Annual targeted change until 2030 ▼ **-4.68%**

Ranking **25**

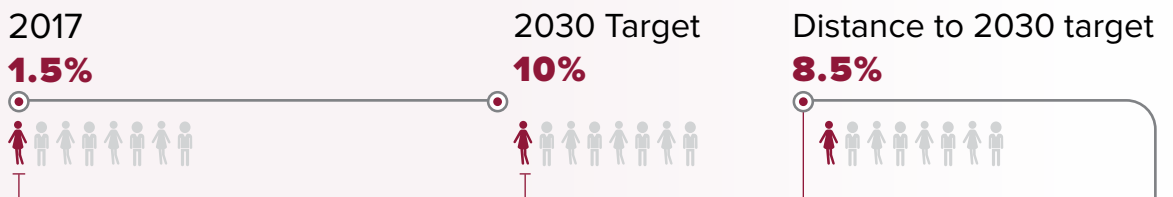
Percentage of females in the labor force (%)



Annual targeted change until 2030 ○ **Target achieved**

Ranking **1**

Percentage of youth aged (16-19) years who receive training (%)

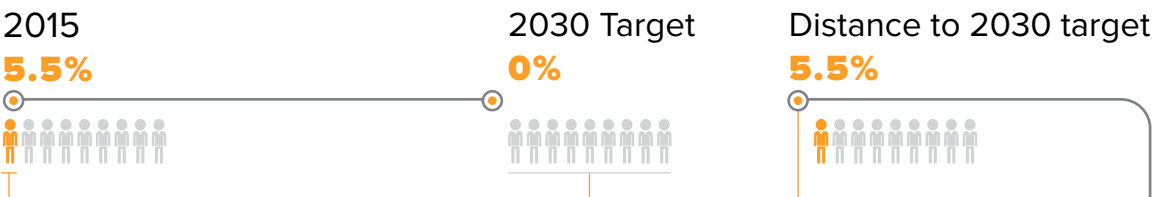


Annual targeted change until 2030 ▲ **0.65%**

Ranking **18**



Percentage of population living in unsafe informal settlements (%)



Annual targeted change until 2030 ▼ **-0.37%**

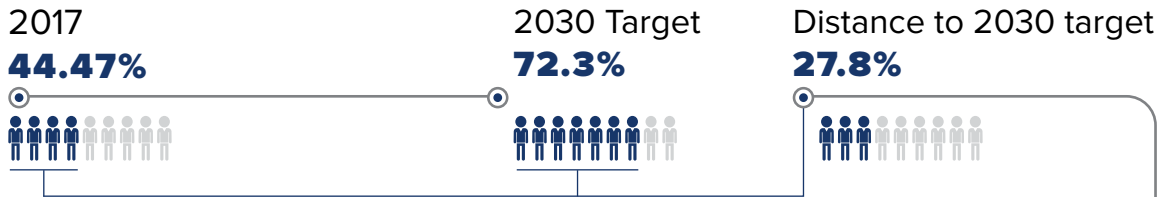
Ranking **16**



17 PARTNERSHIPS FOR THE GOALS



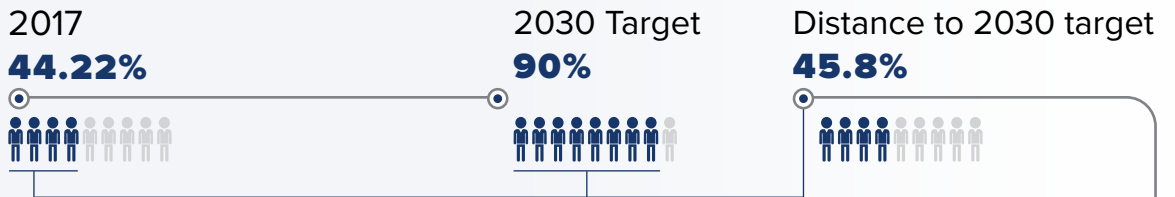
Percentage of individuals using the internet (4 years or above) (%)



Annual targeted change until 2030 ▲ 2.14%

Ranking 22

Percentage of individuals using computers (4 years or above) (%)



Annual targeted change until 2030 ▲ 3.52%

Ranking 27



Copyright

Copyright @ 2024, The United Nations Development Programme and the Ministry of Planning, Economic Development and International Cooperation, Egypt.

All rights reserved. No part of this publication may be reproduced, stored in a retrieval system, or transmitted, in any form or by any means, electronic, mechanical, photocopying, recording or otherwise, without prior permission, or without referencing this source.

Notice

This report is the result of collaborative work between the Ministry of Planning, Economic Development and International Cooperation and the United Nations Development Programme in Egypt, with support from the Central Agency for Public Mobilization and Statistics and The Egyptian Center for Public Opinion Research (Baseera).