



وزارة التخطيط والتنمية الاقتصادية
والتعاون الدولي
Ministry of Planning, Economic
Development & International
Cooperation



UN
DP

Localizing Sustainable Development Goals

— in Egypt —

2023



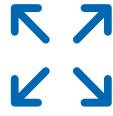
North Sinai Governorate





0.48 %

2023
Governorate population
as a percentage of total
population




28,992 Km²

2021
North Sinai Governorate
total area



0.729

2019/2020
Human Development
Index



48 EGP bn

2020/2021
GDP, Current prices

Number of new HIV infections per
1000 uninfected population

Ranking
1



Number of seats held by women
in national parliaments

Ranking
2



Percentage of population living in
unsafe informal settlements (%)

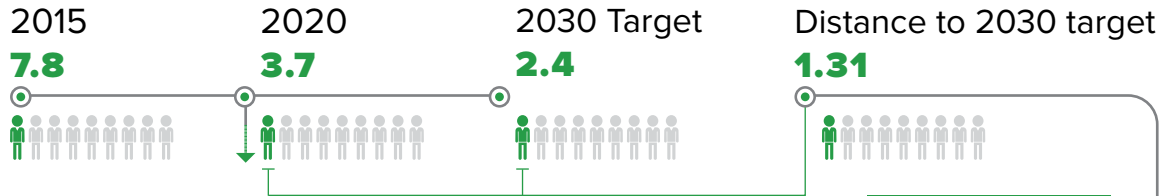
Ranking
1



3 GOOD HEALTH
AND WELL BEING



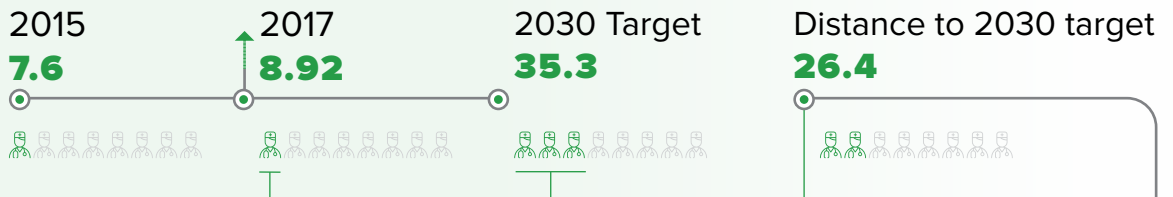
Death rate due to road traffic injuries per 100,000 population



Annual targeted change until 2030 **-0.13**

Ranking
11

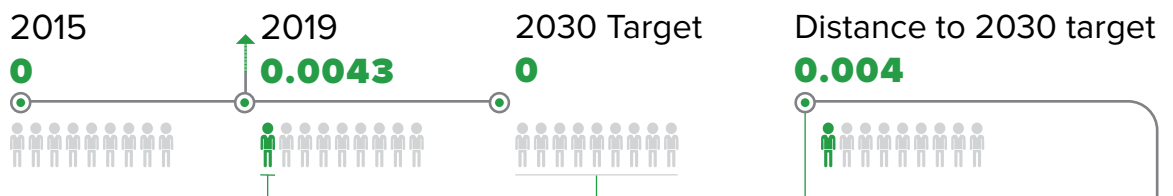
Number of medical doctors per 10,000 population



Annual targeted change until 2030 **2.03**

Ranking
22

Number of new HIV infections per 1000 uninfected population



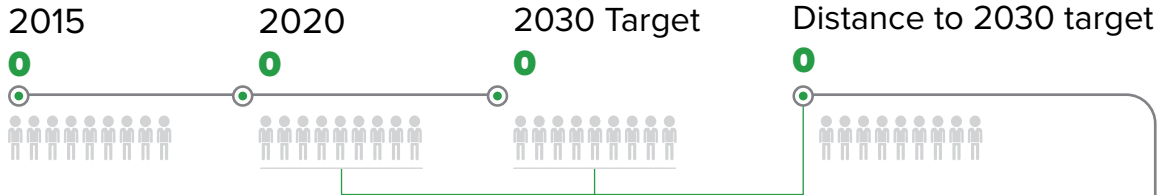
Annual targeted change until 2030 **-0.0004**

Ranking
1





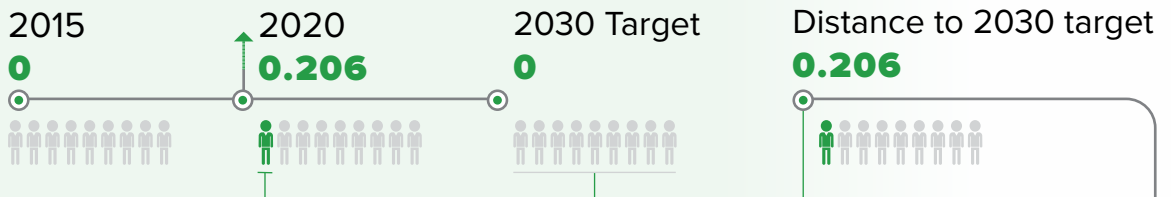
Malaria incidence per 1000 population



Annual targeted change until 2030 **Target achieved**

Ranking **1**

Hepatitis B incidence per 100,000 population

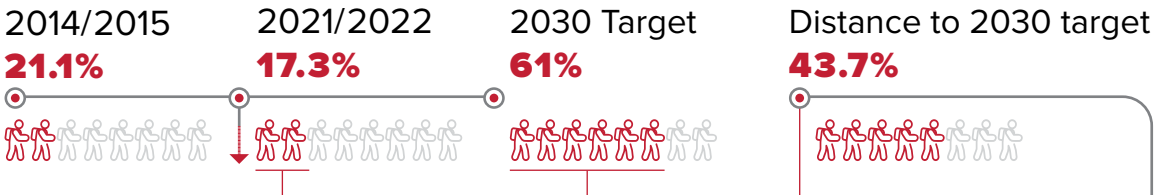


Annual targeted change until 2030 **-0.021**

Ranking **7**



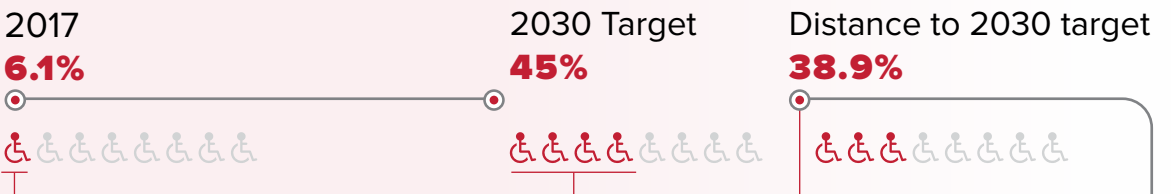
Net enrollment rate, pre-primary (%)



Annual targeted change until 2030 **4.86%**

Ranking **4**

Percentage of schools equipped for students with disabilities (%)




Annual targeted change until 2030 **2.99%**

Ranking **21**



Number of seats held by women in national parliaments



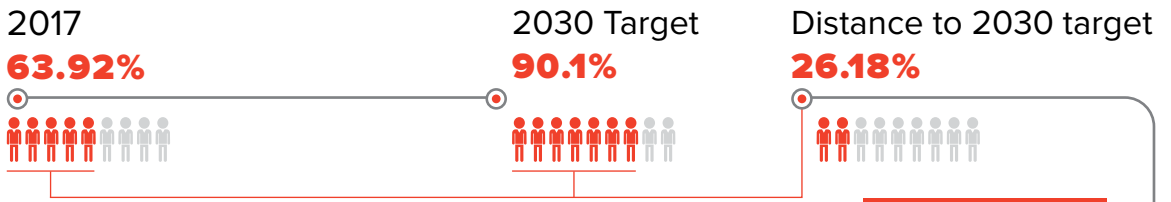
Annual targeted change until 2030 **0.13**

Ranking **2**



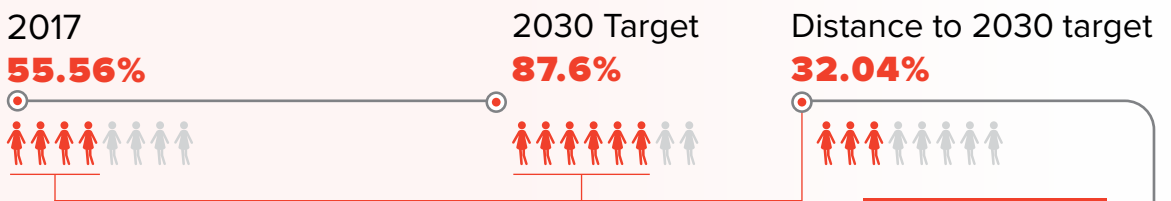


Percentage of individuals using mobile phones (4 years and above) (%)



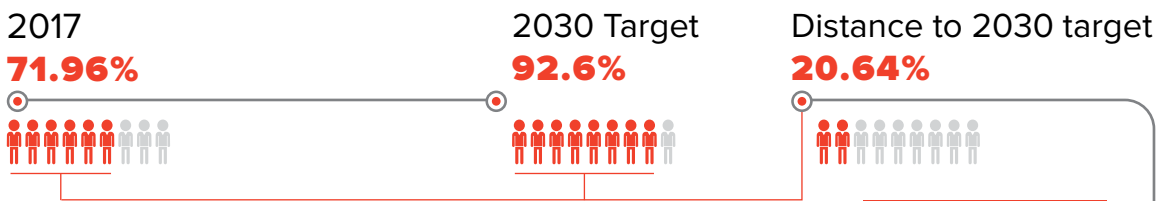
Annual targeted change until 2030 **▲ 2.01%** **Ranking 23**

Percentage of individuals using mobile phones, female (4 years and above) (%)



Annual targeted change until 2030 **▲ 2.46%** **Ranking 22**

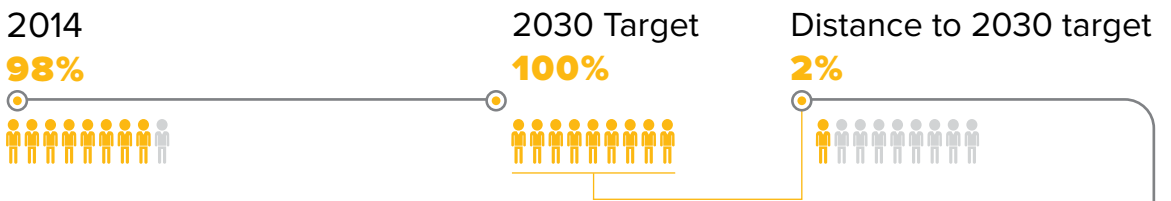
Percentage of individuals using mobile phones, male (4 years and above) (%)




Annual targeted change until 2030 **▲ 1.59%** **Ranking 23**



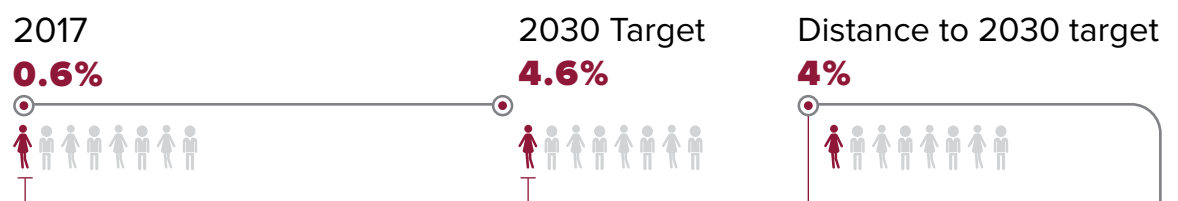
Percentage of households with access to electricity (%)



Annual targeted change until 2030 **▲ 0.15%** **Ranking 5**



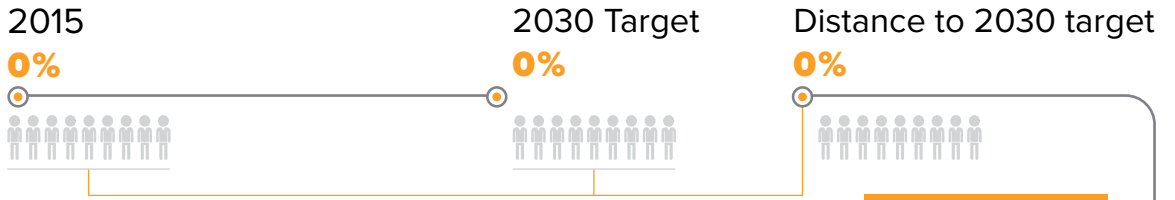
Percentage of youth aged (16-19) years who receive training (%)



Annual targeted change until 2030 **▲ 0.31%** **Ranking 6**



Percentage of population living in unsafe informal settlements (%)

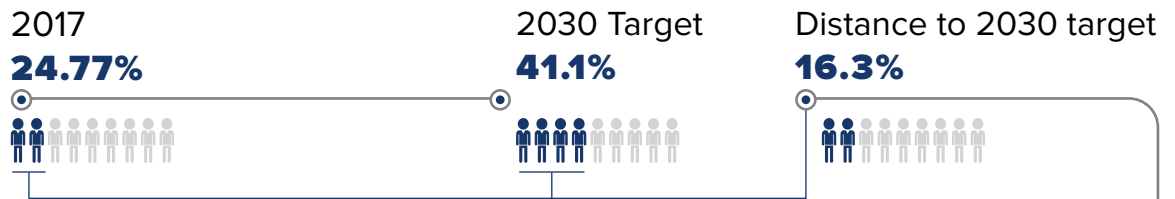


Annual targeted change until 2030
Target achieved

Ranking
1



Percentage of individuals using the internet (4 years or above) (%)

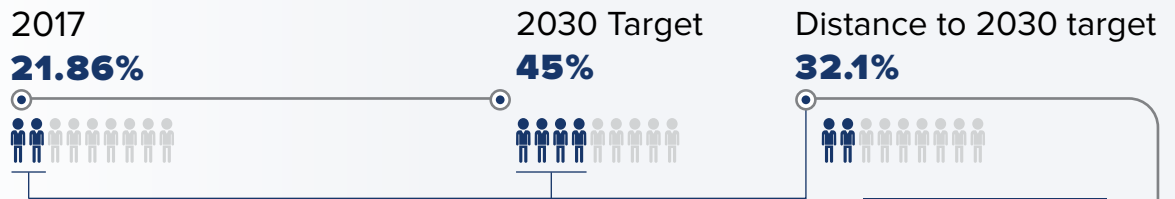


Annual targeted change until 2030 ▲ **1.26%**

Ranking
9



Percentage of individuals using computers (4 years or above) (%)



Annual targeted change until 2030 ▲ **1.78%**

Ranking
8





Copyright

Copyright @ 2024, The United Nations Development Programme and the Ministry of Planning, Economic Development and International Cooperation, Egypt.

All rights reserved. No part of this publication may be reproduced, stored in a retrieval system, or transmitted, in any form or by any means, electronic, mechanical, photocopying, recording or otherwise, without prior permission, or without referencing this source.

Notice

This report is the result of collaborative work between the Ministry of Planning, Economic Development and International Cooperation and the United Nations Development Programme in Egypt, with support from the Central Agency for Public Mobilization and Statistics and The Egyptian Center for Public Opinion Research (Baseera).