



وزارة التخطيط والتنمية الاقتصادية  
والتعاون الدولي  
Ministry of Planning, Economic  
Development & International  
Cooperation



# Localizing Sustainable Development Goals

— in Egypt —

2023



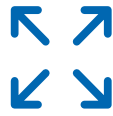
**Matrouh** Governorate





**0.52%**

2023  
Governorate population  
as a percentage of total  
population




**166,563** Km<sup>2</sup>

2021  
Matrouh Governorate  
total area



**0.705**

2019/2020  
Human Development  
Index



**115** EGP bn

2020/2021  
GDP, Current prices

Percentage of ever-married women aged (15-49) subjected to physical violence (%)

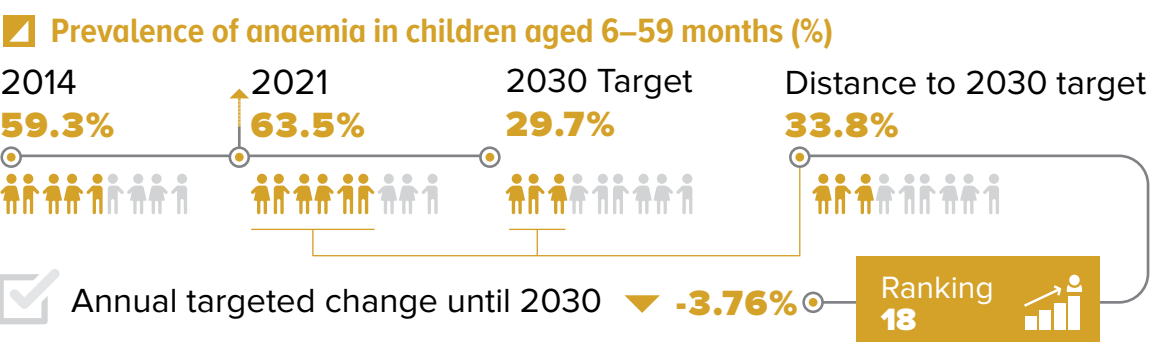
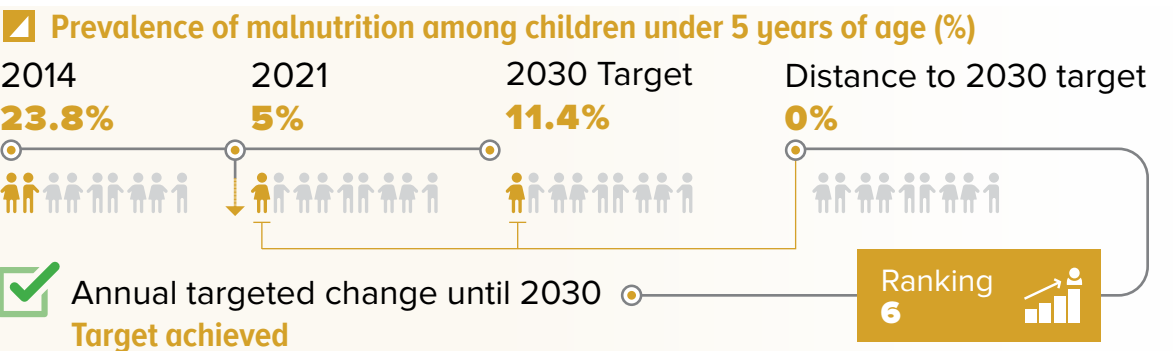
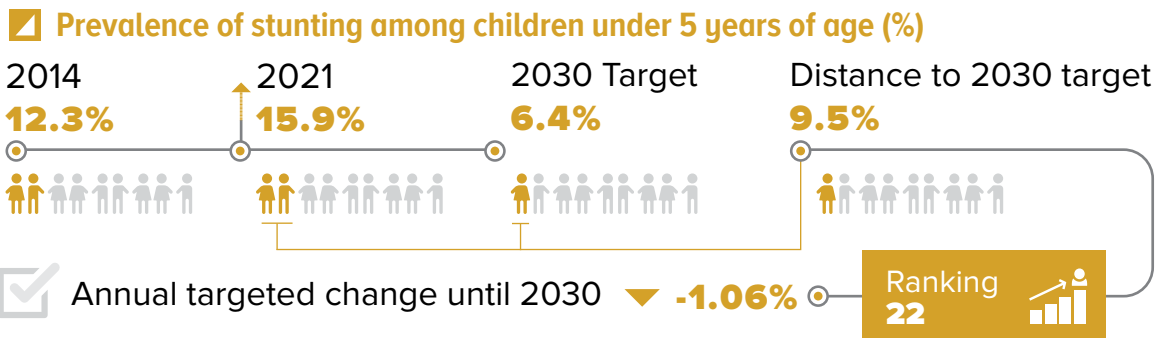
Ranking 1

Percentage of population having a hand-washing facility with soap and water (%)

Ranking 1

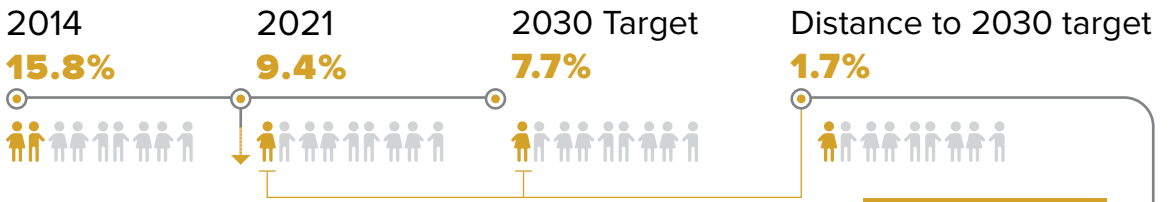
Percentage of children who experienced any violent means of behavior control (%)

Ranking 1






**Prevalence of overweight among children under 5 years of age (%)**



Annual targeted change until 2030 ▼ **-0.19%** Ranking **7**

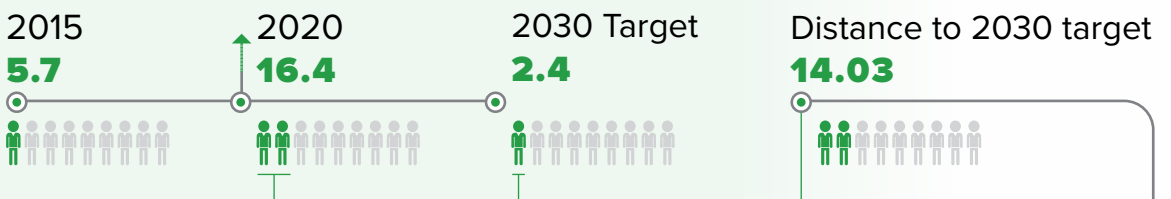


**Maternal mortality ratio per 100,000 live-births**




Annual targeted change until 2030 ▼ **-4.45** Ranking **16**

**Death rate due to road traffic injuries per 100,000 population**



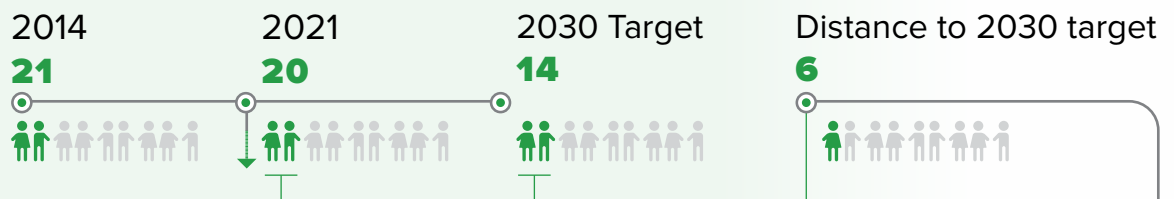
Annual targeted change until 2030 ▼ **-1.40** Ranking **25**

**Neonatal mortality rate per 1000 live-births**



Annual targeted change until 2030 ▼ **-0.56** Ranking **13**

**Under-five mortality rate per 1000 live-births**

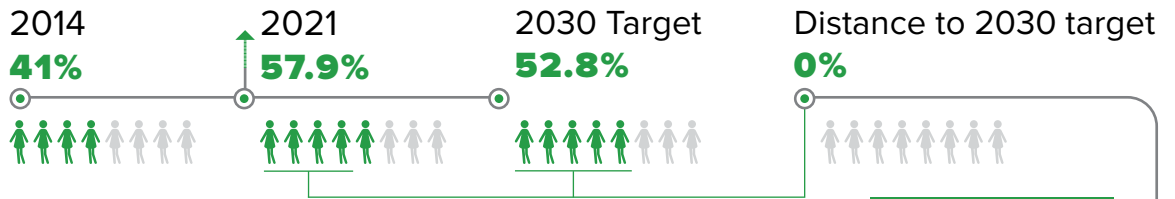


Annual targeted change until 2030 ▼ **-0.67** Ranking **12**



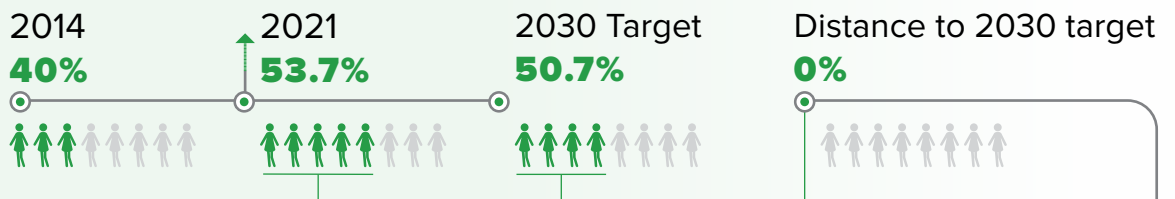
**3** GOOD HEALTH  
AND WELL BEING

**Percentage of currently married women aged (15–49) years, who are using any method of contraception (%)**



Annual targeted change until 2030 **Target achieved** **Ranking 2**

**Percentage of currently married women aged (15–49) years, who are using any modern method of contraception (%)**



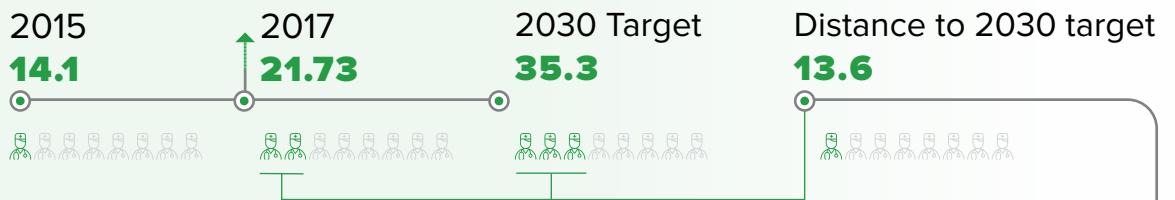
Annual targeted change until 2030 **Target achieved** **Ranking 2**

**Percentage of births attended by skilled health personnel (%)**



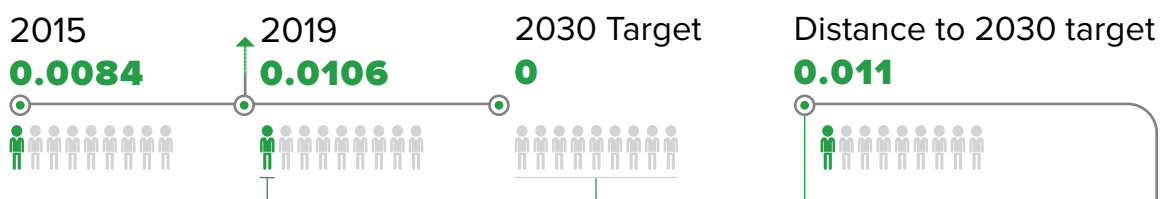
Annual targeted change until 2030 **Ranking 18**

**Number of medical doctors per 10,000 population**



Annual targeted change until 2030 **Ranking 2**

**Number of new HIV infections per 1000 uninfected population**

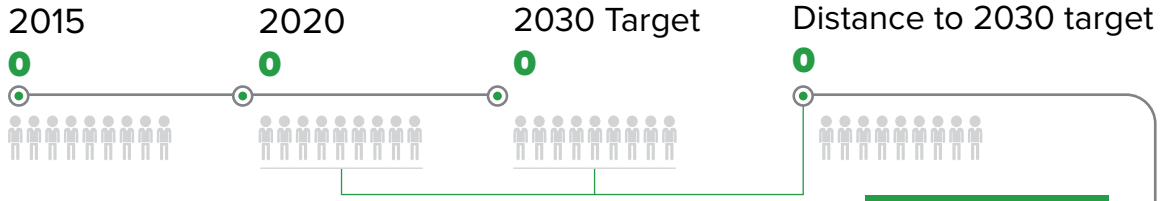


Annual targeted change until 2030 **Ranking 9**





**Malaria incidence per 1000 population**



Annual targeted change until 2030 **Target achieved**

Ranking **1**

**Hepatitis B incidence per 100,000 population**

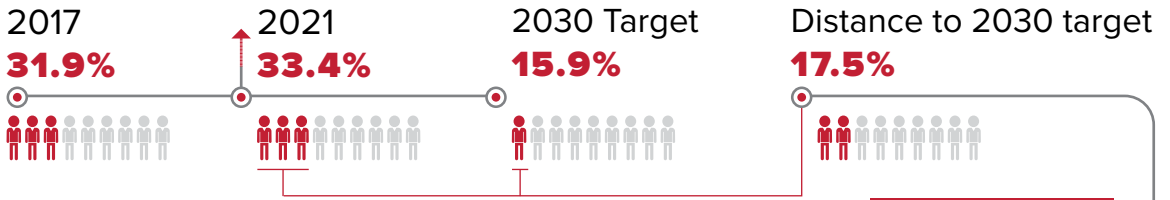


Annual targeted change until 2030 **-0.020**

Ranking **6**

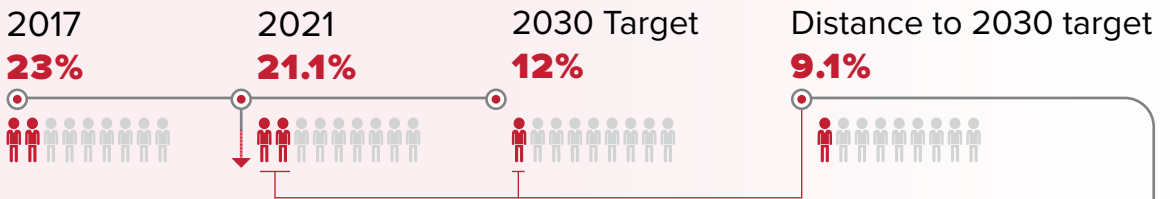


**Illiteracy rate (10 years and above) (%)**



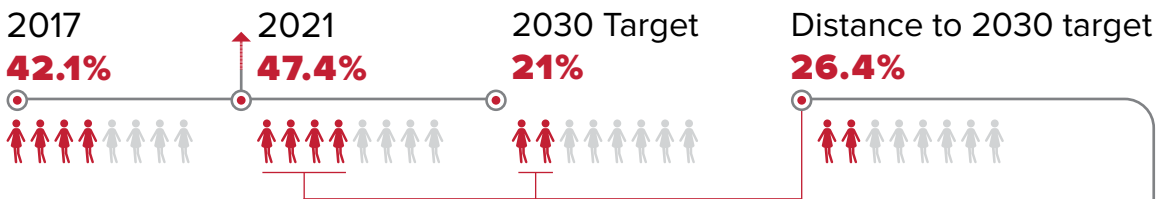
Annual targeted change until 2030 **-1.94%** **Ranking 22**

**Illiteracy rate, male (10 years and above) (%)**



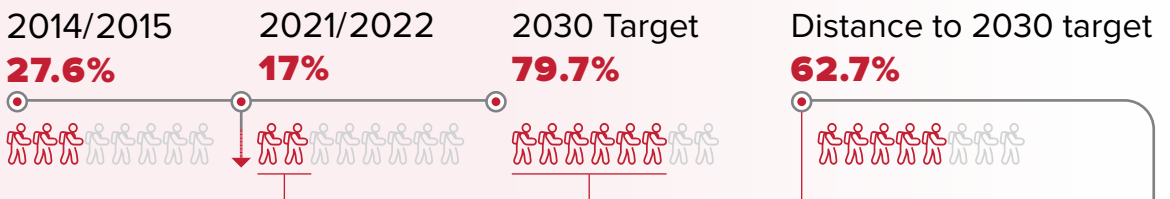
Annual targeted change until 2030 **-1.01%** **Ranking 23**

**Illiteracy rate, female (10 years and above) (%)**



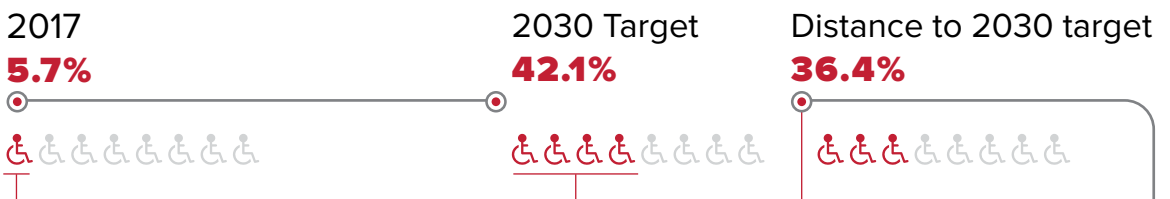
Annual targeted change until 2030 **-2.93%** **Ranking 25**

**Net enrollment rate, pre-primary (%)**



Annual targeted change until 2030 **6.97%** **Ranking 18**

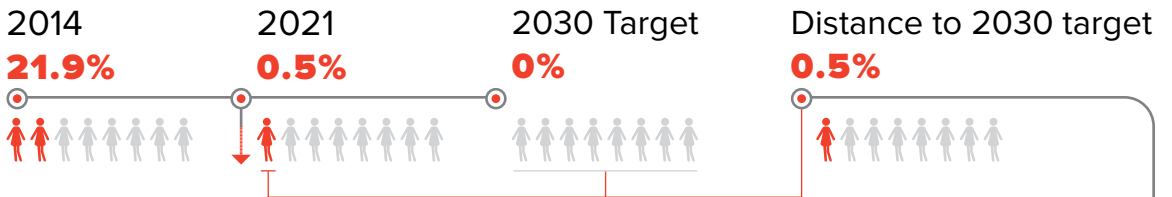
**Percentage of schools equipped for students with disabilities (%)**



Annual targeted change until 2030 **2.8%** **Ranking 19**

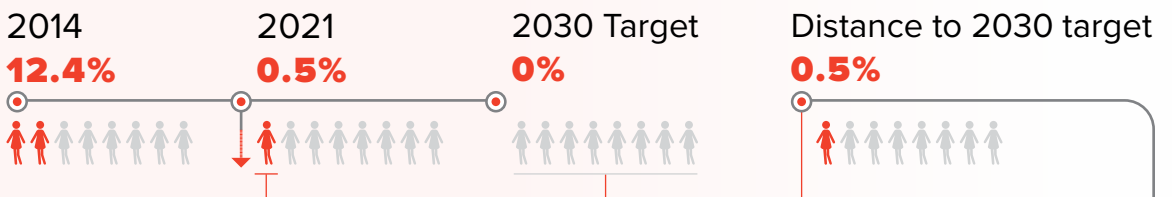


**Percentage of ever-married women aged (15-49) subjected to physical violence (%)**



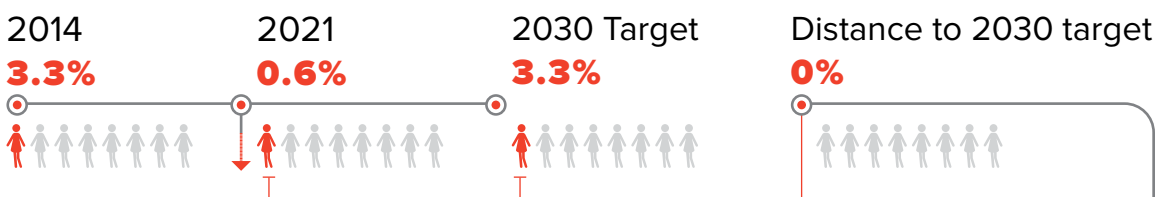
Annual targeted change until 2030 ▼ **-0.06%** **Ranking 1**

**Percentage of ever-married women aged (15-49) subjected to psychological violence (%)**



Annual targeted change until 2030 ▼ **-0.06%** **Ranking 1**

**Percentage of women aged (0-19) years who have undergone or are expected to undergo female genital mutilation/cutting (%)**



Annual targeted change until 2030 **Target achieved** **Ranking 20**

**Number of seats held by women in national parliaments**



Annual targeted change until 2030 ▲ **0.13** **Ranking 2**

**Percentage of married women aged (15-49) years who make their own decisions regarding their health care (%)**



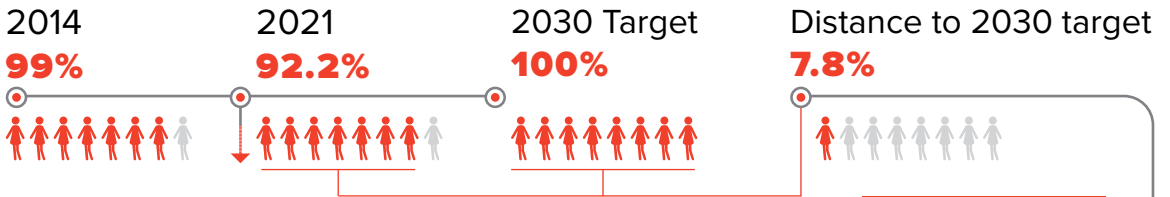
Annual targeted change until 2030 ▲ **6.43%** **Ranking 25**





**5 GENDER EQUALITY**

**Percentage of married women aged (15–49) years who make their own decisions regarding family planning methods (%)**



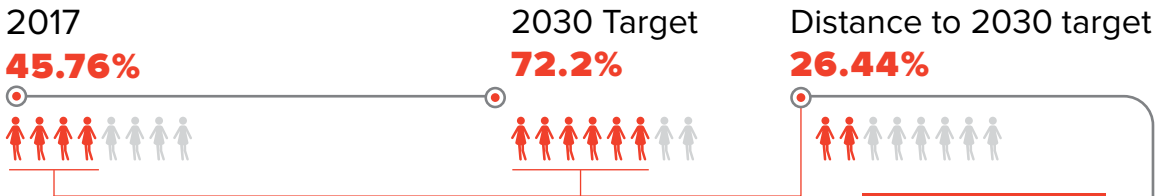
Annual targeted change until 2030 **▲ 0.87%** **Ranking 21**

**Percentage of individuals using mobile phones (4 years and above) (%)**



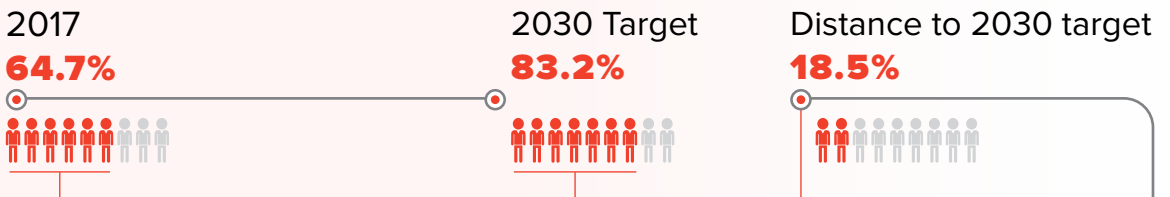
Annual targeted change until 2030 **▲ 1.71%** **Ranking 10**

**Percentage of individuals using mobile phones, female (4 years and above) (%)**



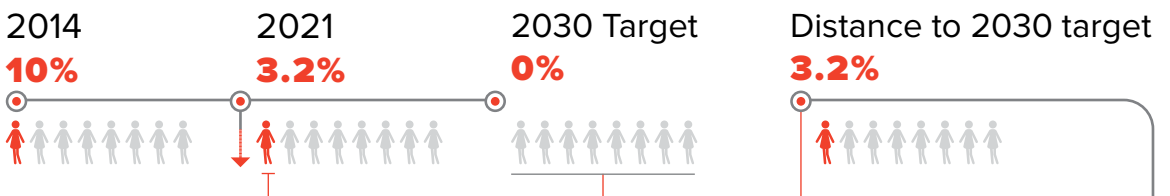
Annual targeted change until 2030 **▲ 2.03%** **Ranking 10**

**Percentage of individuals using mobile phones, male (4 years and above) (%)**



Annual targeted change until 2030 **▲ 1.42%** **Ranking 11**

**Percentage of women aged (15-17) who are currently married (%)**



Annual targeted change until 2030 **▼ -0.36%** **Ranking 13**







Percentage of households having an improved source of drinking water (%)



Annual targeted change until 2030 ▲ 0.29%

Ranking 10

Percentage of households having a separate toilet (%)



Annual targeted change until 2030 Target achieved

Ranking 1

Percentage of population having a hand-washing facility with soap and water (%)



Annual targeted change until 2030 Target achieved

Ranking 1




Percentage of households with access to electricity (%)

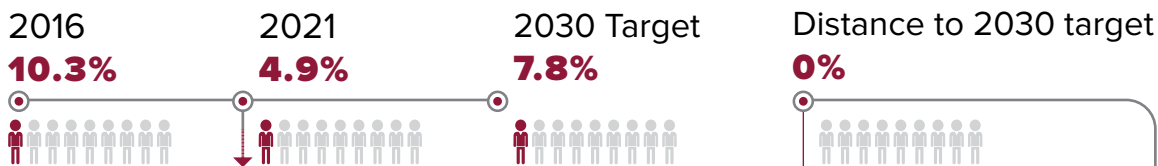


Annual targeted change until 2030 ▲ 0.08%

Ranking 4



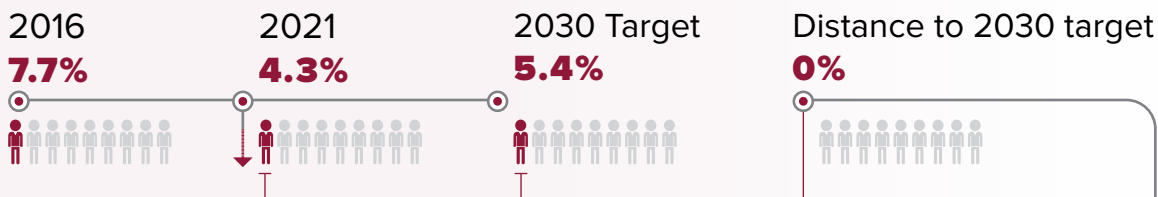
**Unemployment rate (%)**



Annual targeted change until 2030  
Target achieved

Ranking  
12

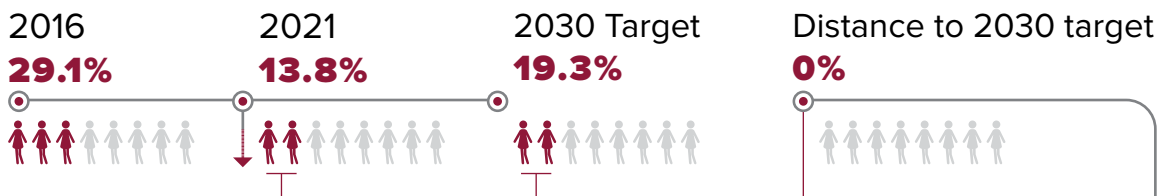
**Unemployment rate, male (%)**



Annual targeted change until 2030  
Target achieved

Ranking  
13

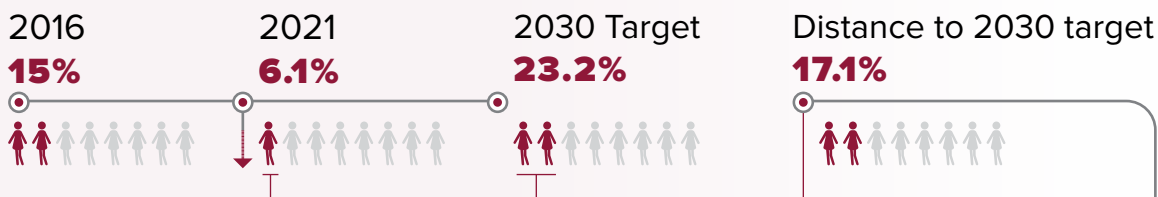
**Unemployment rate, female (%)**



Annual targeted change until 2030  
Target achieved

Ranking  
7

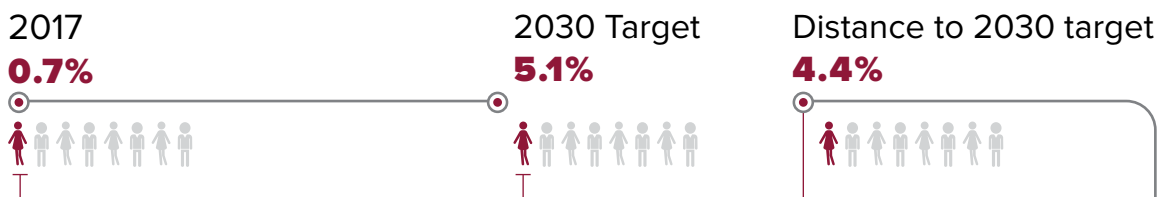
**Percentage of females in the labor force (%)**



Annual targeted change until 2030  
1.9%


Ranking  
18

**Percentage of youth aged (16-19) years who receive training (%)**

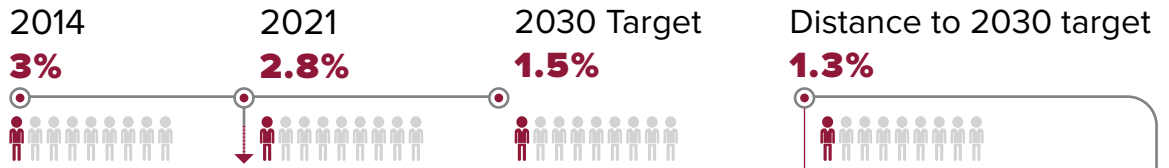


Annual targeted change until 2030  
0.34%

Ranking  
7



**Percentage of children aged (5-17) years engaged in child labor (%)**

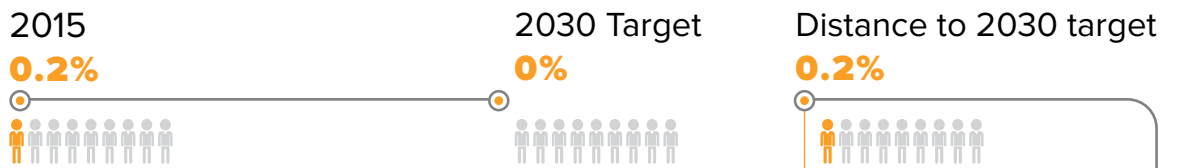


Annual targeted change until 2030 ▼ **-0.14%**

Ranking **12**



**Percentage of population living in unsafe informal settlements (%)**

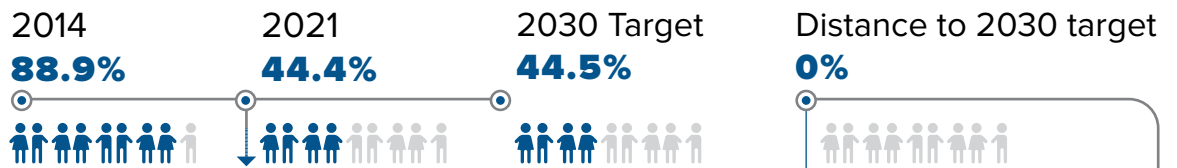


Annual targeted change until 2030 ▼ **-0.01%**

Ranking **3**



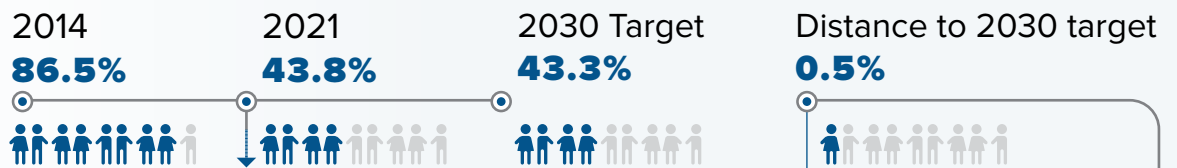
**Percentage of children who experienced any violent means of behavior control (%)**



Annual targeted change until 2030 **Target achieved**

Ranking **1**

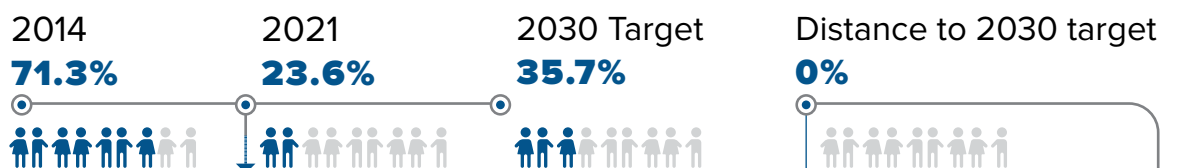
**Percentage of children who experienced psychological punishment (%)**



Annual targeted change until 2030 ▼ **-0.06%**

Ranking **1**

**Proportion of children who experienced physical punishment (%)**



Annual targeted change until 2030 **Target achieved**

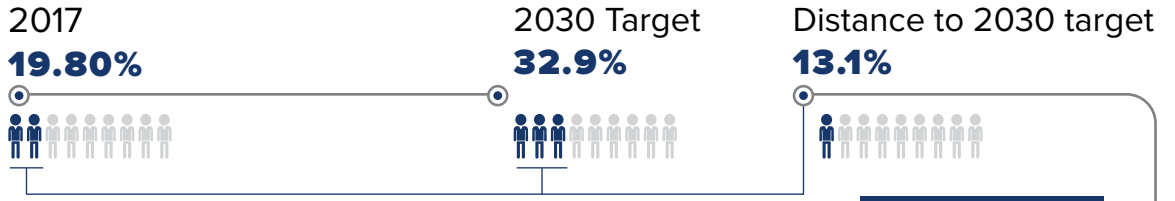
Ranking **1**



17 PARTNERSHIPS FOR THE GOALS



Percentage of individuals using the internet (4 years or above) (%)

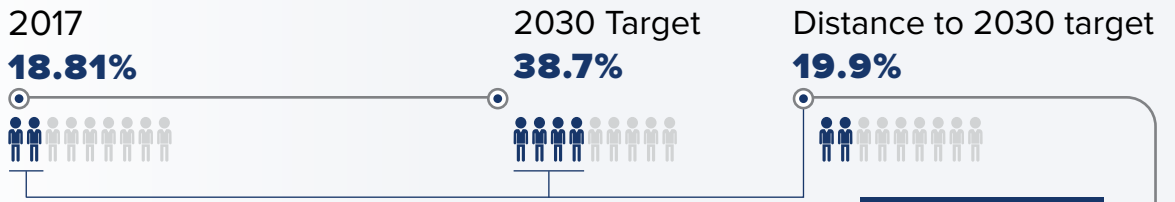


Annual targeted change until 2030 ▲ 1.01%

Ranking 6



Percentage of individuals using computers (4 years or above) (%)



Annual targeted change until 2030 ▲ 1.53%

Ranking 2





---

### Copyright

Copyright @ 2024, The United Nations Development Programme and the Ministry of Planning, Economic Development and International Cooperation, Egypt.

All rights reserved. No part of this publication may be reproduced, stored in a retrieval system, or transmitted, in any form or by any means, electronic, mechanical, photocopying, recording or otherwise, without prior permission, or without referencing this source.

### Notice

This report is the result of collaborative work between the Ministry of Planning, Economic Development and International Cooperation and the United Nations Development Programme in Egypt, with support from the Central Agency for Public Mobilization and Statistics and The Egyptian Center for Public Opinion Research (Baseera).